



TO: Mayor and Councilmembers

FROM: Vyto Adomaitis, Neighborhood Services and Public Safety Director

CONTACT: Lt. Jason Grossini, Santa Barbara County Sheriff's Office
Division Chief Steve Oaks, Santa Barbara County Fire Department
Jaime A. Valdez, Economic Development Coordinator

SUBJECT:

2017 Public Safety Annual Report

RECOMMENDATION:

Receive a presentation of the 2017 Public Safety Annual Report.

BACKGROUND:

Annually, staff provides an update on public safety activities during the preceding calendar year. This update includes both law enforcement and fire department related services.

The Santa Barbara County Sheriff's Office (SBSO) has provided police services to the City of Goleta since July 1, 2002. In June of 2012, the City entered into a 5-year agreement with the County for law enforcement services with the Sheriff's Office. The agreement ran from July 1, 2012, through June 30, 2017 and was extended to June 30, 2018 via an approved amendment in June of 2017. Goleta is the largest contract city for the SBSO and also has the largest motor traffic safety unit. The current contracted staffing level is approximately 34.08 Full Time Equivalents (FTEs). The most recent FTE was added in December 2016, consisting of a full-time Parking Enforcement Officer assigned to Goleta for all parking and vehicle abatement concerns.

The City of Goleta is located within the County of Santa Barbara Fire Protection District; therefore, the Santa Barbara County Fire Department (SBCFD) provides "All-Risk" services at no cost to the City, including Advanced Life Support, residential, commercial and wildland fire suppression, technical rescue services, hazardous materials safety, public education, community service, and many other services not readily visible to the community. The department has sixteen fire stations strategically located within the County. Nine stations are located in the North County and seven are in the South

County. Three fire stations and associated support staff are located within the City of Goleta.

DISCUSSION:

Santa Barbara County Sheriff's Office

Law Enforcement Patrol Operations: Upon incorporation, the original priorities for the City was to increase the enforcement of traffic related laws. Specifically, the Sheriff's Office was asked to place an emphasis on speed enforcement and accident reduction, priorities which continue today.

The Goleta Traffic Bureau, consisting of four motor officers, pursues a proactive approach to speed enforcement and accident prevention for the safety of the motoring and pedestrian public. They do this by showing a police presence in the community and engaging the public to learn their concerns. The Motor Unit has responded to specific community concerns by conducting crosswalk stings, cell phone violation enforcement, DUI checkpoints and assisting the Public Works Department with conducting updated speed surveys throughout the City. Four personnel are currently assigned to the traffic unit, including one Sergeant, one Senior Deputy, and two Deputies.

While enforcement is a priority for this unit, educating the public and collaborating with community groups and local schools also achieve the goal of reducing accidents and enhancing traffic safety. The Motor Unit has a high level of visibility and enforcement in and around local schools, along with participating in walk/bike to school functions.

School Resource Deputy (SRD): The City's law enforcement staffing also includes a School Resource Deputy, Sr. Deputy George Hedricks, who works closely with school administration, County Probation staff, the Parent Teacher Student Association (PTSA) and the residents in the surrounding community. The SRD continues to improve the educational and social environment at both the Dos Pueblos High School (DPHS) and Goleta Valley Junior High School (GVJH) campuses. The SRD's duties include, but are not limited to, leading and/or participating in felony and misdemeanor arrests, field interviews, criminal citations, offense reports, class hours and parent/student conferences. The SRD's ability to interact with the school administration, staff and students continues to be of great value to the school and the community at large. Currently, the SRD also serves as the Head Coach for the Varsity Baseball team at DPHS. This is an excellent example of the community based policing model that is utilized in the schools serviced by the SBSO.

Gang Deputy Activity: Over the course of this reporting period, gang activity continued to challenge the resources of the law enforcement community on a countywide basis as well as in the City of Goleta. The Sheriff's Office Gang Unit is limited in size and comprised of two Senior Deputies that work countywide.

Community Resource Deputy (CRD): The Community Resource Deputy, Sr. Deputy Dave Valadez, activities and involvement include, but are not limited to, working with

neighborhood and business watch programs, participating in the Safe Routes to School program, providing Ellwood Bluffs enforcement, coordinating bike and foot patrols in Old Town Goleta, participating with SRDs on enforcement and intervention with at-risk youth, South Coast Task Force on Youth Safety, Goleta Restorative Policing Program (Homeless Outreach), among a number of other important community-focused efforts.

Grants: Throughout calendar year 2017, the Sheriff's Office conducted various checkpoints with the use of grant funding obtained from the State of California's Office of Traffic Safety. During the 2016-17 Federal Fiscal year, \$70,000 was awarded for a combined DUI/Traffic Safety Enforcement Grant (Selective Traffic Enforcement ((STEP))/Avoid Lead Agency).

Criminal Investigations Division: During calendar year 2017, the detectives assigned to the Goleta Criminal Investigations Division investigated 642 of the 3,139 reports taken in the City of Goleta. Detectives cleared 34 cases by:

- Arrest (both adults and juveniles);
- Cleared by Exception Means;
- Complaints submitted to the District Attorney's Office or Juvenile Probation for filing;
- Missing persons being located;
- The crime had been committed outside of the City of Goleta and the case were sent to appropriate jurisdiction;
- Returned runaway juveniles; and/or
- Positive recourse between the victim and suspect.

In 2017, 266 cases were "suspended" due to:

- Lack of leads;
- Lack of evidence;
- Uncooperative victims;
- Determinations that cases were unfounded.

In the same period, 313 cases were "closed" with no further investigation and three cases were "unassigned." These were the result of misidentified investigations, re-classified investigations or insufficient evidence to prove a criminal act occurred. On December 31, 2017, Detectives had 29 still active cases pending further investigation. In conclusion, during 2017, the Criminal Investigations Division received an average of 53.5 criminal cases per month (a decrease from the 80.25 criminal cases per month in 2016) for follow-up investigation resulting from crimes committed in the City of Goleta.

Additional Data of Interest:

"Calls for Service" slightly decreased from 24,426 in 2016 to 23,919 in 2017 (2.1% decrease); "Reports Written" decreased from 3,443 in 2016 to 3,139 in 2017 (8.8% decrease); and "Citations Written" decreased from 877 in 2016 to 794 in 2017 (9.5% decrease).

Part One Crimes: The Federal Bureau of Investigation's (FBI) Uniform Crime Reporting (UCR) Program collects statistics on the number of offenses known to law enforcement. In the traditional Summary Reporting System (SRS), there are eight crimes, or "Part One" offenses, (criminal homicide, forcible rape, robbery, aggravated assault, burglary, motor vehicle theft, larceny-theft, and arson) reported to the UCR Program. The UCR Program collects data about Part One offenses in order to measure the level and scope of crime occurring throughout the nation. The program's founders chose these offenses because they are serious crimes, they occur with regularity in all areas of the country, and they are likely to be reported to police.

| Aggregate South SB County with Cities and Unincorporated Areas vs Goleta, SB City, Carpinteria, Buellton, Solvang | | | | | | |
|---|--------------|--------------|--------------|------------------|---------------|--------------|
| Calendar Year Data | SBSC* 2017 | Goleta 2017 | SB City 2017 | Carpinteria 2017 | Buellton 2017 | Solvang 2017 |
| Population | 221,393 | 31,760 | 93,063 | 13,943 | 5,129 | 5,593 |
| percent increase over 2016 | 1.7% | 1.7% | -0.1% | 0.1% | 3.5% | 2.6% |
| Total Calls for Service | 167,650 | 23,919 | 79,722 | 12,166 | 4,759 | 5,576 |
| per capita | 0.757 | 0.753 | 0.857 | 0.873 | 0.928 | 0.997 |
| percent increase over 2016 | -7.3% | -2.1% | -4.4% | 2.0% | 1.5% | 0.6% |
| Part One Crimes | | | | | | |
| Criminal Homicide | 2 | 1 | 1 | - | - | - |
| Forcible Rape | 105 | 3 | 73 | 5 | - | 1 |
| Robbery | 130 | 18 | 84 | 10 | 2 | 1 |
| Aggravated Assault | 408 | 29 | 235 | 18 | 4 | 5 |
| Burglary | 807 | 101 | 337 | 58 | 14 | 21 |
| Larceny-Theft | 3,174 | 318 | 1,982 | 194 | 55 | 62 |
| Motor Vehicle Theft | 286 | 32 | 205 | 29 | 7 | 2 |
| Arson | 30 | 3 | 24 | 1 | - | - |
| TOTAL | 4,942 | 505 | 2,941 | 315 | 82 | 92 |
| per capita | 0.022 | 0.016 | 0.032 | 0.023 | 0.016 | 0.016 |
| percent increase over 2016 | 1.6% | -5.4% | -18.6% | 18.0% | -4.7% | -3.2% |
| Violent Crimes TOTAL | 645 | 51 | 393 | 33 | 6 | 7 |
| per capita | 0.003 | 0.002 | 0.004 | 0.002 | 0.001 | 0.001 |
| percent increase over 2016 | -8.3% | 37.8% | -14.8% | 26.9% | 20.0% | -46.2% |
| Property Crimes TOTAL | 4,297 | 454 | 2,548 | 282 | 76 | 85 |
| per capita | 0.019 | 0.014 | 0.027 | 0.020 | 0.015 | 0.015 |
| percent increase over 2016 | 3.2% | -8.7% | -19.1% | 17.0% | -6.2% | 3.7% |
| Note: All Crime Data is Preliminary | | | | | | |
| Note: In the unincorporated areas of the County, CHP is primarily agency responsible for Motor Vehicle Thefts | | | | | | |
| *Unincorporated South SB County with Isla Vista, Goleta, City of SB, Buellton, Solvang and Carpinteria | | | | | | |

It is important to keep in mind that the 2017 data on Part One Crimes is preliminary and must be placed into context with relatively recent changes in the laws related to decriminalization of certain non-violent offenses and realignment of prison populations (Proposition 47 and Assembly Bills 109/17 (AB 109/AB 117), respectively).

- Proposition 47, the ballot initiative passed by California voters on November 4, 2014, reduces certain drug possession felonies to misdemeanors. It also requires misdemeanor sentencing for petty theft, receiving stolen property and forging/writing bad checks when the amount involved is \$950 or less.

- AB 109 and AB 117, the tandem bills passed by the legislature and signed into law in 2011, were intended to help California close the revolving door of low-level inmates cycling in and out of state prisons. AB 109 allows non-violent, non-serious, and non-sex offenders to serve their sentence in county jails or out-of-custody "mandatory supervision" instead of state prisons.

The following table provides year over year comparative information regarding **preliminary data** on Part One Crimes for South Santa Barbara County (including all the incorporated cities and unincorporated areas) and the City of Goleta for calendar years 2017 and 2016:

| Aggregate South SB County with Cities and Unincorporated Areas vs Goleta | | | | | | |
|---|--------------|--------------|---------------|-------------|-------------|---------------|
| Calendar Year Data | SBSC* 2017 | SBSC* 2016 | SBSC* Change | Goleta 2017 | Goleta 2016 | Goleta Change |
| Population | 221,393 | 220,666 | 0.3% | 31,760 | 31,235 | 1.7% |
| Total Calls for Service | 167,650 | 172,795 | -3.0% | 23,919 | 24,426 | -2.1% |
| per capita | 0.757 | 0.783 | -3.3% | 0.753 | 0.782 | -3.7% |
| Part One Crimes | | | | | | |
| Criminal Homicide | 2 | 3 | -33.3% | 1 | - | 0.0% |
| Forcible Rape | 105 | 121 | -13.2% | 3 | 8 | -62.5% |
| Robbery | 130 | 132 | -1.5% | 18 | 8 | 125.0% |
| Aggravated Assault | 408 | 461 | -11.5% | 29 | 21 | 38.1% |
| Burglary | 807 | 1,148 | -29.7% | 101 | 89 | 13.5% |
| Larceny-Theft | 3,174 | 3,598 | -11.8% | 318 | 378 | -15.9% |
| Motor Vehicle Theft | 286 | 261 | 9.6% | 32 | 29 | 10.3% |
| Arson | 30 | 31 | -3.2% | 3 | 1 | 200.0% |
| TOTAL | 4,942 | 5,755 | -14.1% | 505 | 534 | -5.4% |
| per capita | 0.022 | 0.026 | -14.4% | 0.016 | 0.017 | -7.0% |
| Violent Crimes TOTAL | 645 | 717 | -10.0% | 51 | 37 | 37.8% |
| per capita | 0.003 | 0.003 | -10.3% | 0.002 | 0.001 | 35.6% |
| Property Crimes TOTAL | 4,297 | 5,038 | -14.7% | 454 | 497 | -8.7% |
| per capita | 0.019 | 0.023 | -15.0% | 0.014 | 0.016 | -10.2% |
| Note: All Crime Data is Preliminary | | | | | | |
| Note: In the unincorporated areas of the County, CHP is primarily agency responsible for Motor Vehicle Thefts | | | | | | |
| *Unincorporated South SB County with Isla Vista, Goleta, City of SB, Buellton, Solvang and Carpinteria | | | | | | |

While percentage changes may vary from year to year, what may be a more insightful crime measurement are those that are based on per capita. In all total crime rates, the City's per capita crime rates in the table above are substantially lower when compared to the South County as a whole and the City of Santa Barbara, and are comparable to the Cities of Carpinteria, Buellton, and Solvang.

Moreover, with statistical information it is important to keep in mind that percentages can be misleading when sample sizes are small. Similarly, it is best not to assume trends in one direction or another based on changes on a year-to-year basis. For example, if one measure states a case of one in 2016 and three in 2017, the resulting

percentage increase would be 300% even though there were only two additional cases compared to the first year.

SBSO Ongoing Projects and Efforts:

- Continued concentration on community based programs which address quality of life issues;
- Identification of additional resources for graffiti abatement;
- Continued commercial traffic enforcement to prevent damage to infrastructure;
- Continued efforts to have no traffic fatalities;
- Pursuit of appropriate funding opportunities;
- Stabilized staffing of contract functions;
- Enhanced interaction of patrol/detective personnel with City staff and the public.

Recognition:

Since 2013, the City of Goleta has been recognized seven times by different organizations for being a safe community.

In 2017, the City was recognized as one of the safest places to live in California, according to a study conducted by SafeWise. Goleta for the third year in a row placed in the top 50 safest cities in California, coming in at number 49. SafeWise is an online service aimed at providing consumers with an idea of what communities all over the United States are doing to stay safe and secure (<http://www.safewise.com>). In order to compile this list, SafeWise uses recent FBI crime data and takes into consideration factors such as security programs and initiatives and then pairs the data with its own research that highlights each city's public safety, public health, and educational information.

Santa Barbara County Fire Department

Traditional fire department services are provided by SBCFD as part of a county-wide fire protection district funded through property tax assessments. There are three fire stations located within the City of Goleta. Included in this report is information related to station staffing levels, types of service calls, and standards for fire protection in urbanized areas.

Fire Station 11, located at 6901 Frey Way, is SBCFD's Task Force Station. This station houses the specialists in urban search and rescue, trench rescue, confined space rescue and rescue systems 1 and 2, as certified by the State of California, Office of Emergency Services (OES). The station also houses the water rescue team who are trained and equipped to respond to swift water emergencies during storm events and incidents on and adjacent to the ocean. The water rescue team is cross-staffed by all station personnel assigned to Station 11, along with additional assistance from Fire Stations 12, 14, or 17 (UCSB) and the Battalion Chief.

Through the mutual aid system, the water rescue team is also able to call upon the emergency response services provided by the Sheriff's Department, City of Santa Barbara Harbor Patrol, Coast Guard and adjoining fire departments. Also housed at Station 11 is a canine arson team, with a dog and handler, which investigates arson cases. This team is one of three canine arson teams in the State of California and is available to respond throughout the State as needed.

There is one Battalion Chief assigned to the South Battalion, which includes the City of Goleta. The Battalion Chief is on duty 24 hours a day and is stationed at Fire Station 11. In addition, the South Battalion Chief is assisted by the Deputy Fire Marshal/Battalion Chief in all second alarm calls where assistance is required.

Station 11 staffs six personnel, three of which are assigned to Engine 11 and three assigned to Truck 11. Engine 11 consists of an engine company captain, engineer, and a firefighter paramedic. Engine 11 provides 24-hour paramedic service and responds to a variety of calls, including but not limited to wildland fires, structure fires, rescues, emergency medical, public assistance and other requests.

Truck 11 consists of a truck captain, engineer and tiller man (firefighter). It contains a 100-foot aerial ladder truck and responds to all incidents that require a rescue, as well as roof operations on any structure, or as determined by the incident commander. The truck company's advanced level of expertise allows for a rapid deployment of equipment and personnel to accommodate the mandated Cal-OSHA requirements of firefighter safety, known as the "two-in-two-out rule".

This rule requires a minimum of two personnel to be available outside a structure prior to entry by firefighters to provide an immediate rescue for trapped or fallen firefighters as well as immediate assistance in rescue operations. The Station 11 truck company and Water Rescue 11 respond countywide as needed.

The table below provides a comparison of the calls for service between Calendar Year 2016 and Calendar Year 2017 for Fire Station 11:

| FIRE STATION 11 | | | |
|--|--------------|--------------|------------|
| EMERGENCY RESPONSE | CY 2017 | CY 2016 | % Change |
| Medical | 1293 | 1,124 | 15% |
| Fire | 133 | 208 | -36% |
| Rescue Including Vehicle Accidents | 183 | 279 | -34% |
| Public Service | 100 | 42 | 138% |
| Alarms | 72 | 132 | -45% |
| Hazardous | 156 | 58 | 169% |
| Other | 217 | 18 | 1106% |
| TOTAL Emergency Responses for FS 11 | 2,154 | 1,861 | 16% |

Fire Station 12 is located at 5330 Calle Real. This station houses an Engine and a 4-wheel drive wildland type engine known as a "Type III Engine" or "Brush Truck." It is staffed with three personnel consisting of an engine company captain, engineer and firefighter. The station provides immediate response on incidents as determined by the type of call. Of the three Fire Stations located in the City, Station 12 has the highest volume of Medical Emergency responses for Engine 12.

The table below provides a comparison of the calls for service between Calendar Year 2016 and Calendar Year 2017 for Fire Station 12:

| FIRE STATION 12 | | | |
|--|----------------|----------------|-----------------|
| | | | |
| EMERGENCY RESPONSE | CY 2017 | CY 2016 | % Change |
| Medical | 1224 | 1,657 | -26% |
| Fire | 46 | 58 | -21% |
| Rescue Including Vehicle Accidents | 65 | 122 | -47% |
| Public Service | 36 | 47 | -23% |
| Alarms | 84 | 132 | -36% |
| Hazardous | 49 | 53 | -8% |
| Other | 42 | 10 | 320% |
| | | | |
| TOTAL Emergency Responses for FS 12 | 1,546 | 2,079 | -26% |

Fire Station 14 is located at 320 N. Los Carneros Road adjacent to the "Stow House". It is staffed with three personnel, consisting of an engine company captain, engineer, and firefighter. This station houses an Engine and a 4-wheel drive wildland type engine known as a "Type III Engine" or "Brush Truck." Due to Fire Station 14's centralized location in the middle of the Goleta Valley, this station will respond to all multi-engine responses such as structure fires.

The table below provides a comparison of the calls for service between Calendar Year 2016 and Calendar Year 2017 for Fire Station 14:

| FIRE STATION 14 | | | |
|--|----------------|----------------|-----------------|
| | | | |
| EMERGENCY RESPONSE | CY 2017 | CY 2016 | % Change |
| Medical | 464 | 337 | 38% |
| Fire | 82 | 59 | 39% |
| Rescue Including Vehicle Accidents | 59 | 28 | 111% |
| Public Service | 12 | 15 | -20% |
| Alarms | 67 | 18 | 272% |
| Hazardous | 71 | 12 | 492% |
| Other | 64 | 4 | 1500% |
| | | | |
| TOTAL Emergency Responses for FS 14 | 819 | 473 | 73% |


FISCAL IMPACTS:

The costs for Police Services are included in the City's operating budget. The General Fund expenditures for FY 2016-17 were \$7,556,350, or \$241.92 per resident, based on a population of 31,235 (January 2016).

The adopted General Fund budget for Police Services in FY 2017-18 is \$8,494,995, or \$267.47 per resident, based on a population of 31,760 (January 2017). The budgeted increase was based on an anticipated increase in labor and materials cost that, as of the date of this staff report, has not yet materialized due to ongoing labor negotiations at the County of Santa Barbara as well as the addition of the Parking Enforcement Officer. The existing 5-year agreement and 1-year extension with the County for Law Enforcement Services is coming to an end on June 30, 2018. City staff is currently working with SBSO staff on a new 3-year agreement with the County for Law Enforcement Services, which would run from July 1, 2018, through June 30, 2021.

With regard to Fire Services, because the City lies within the boundaries of the Fire District, there are no associated costs to the City for services.

Reviewed By:



Carmen Nichols
Deputy City Manager

Approved By:



Michelle Greene
City Manager

ATTACHMENTS:

Public Safety annual report PowerPoint presentation

ATTACHMENT 1:

Public Safety annual report PowerPoint presentation

PUBLIC SAFETY ANNUAL REPORT



Presentation to Goleta City Council
April 17, 2018

Vyto Adomaitis, Neighborhood Services & Public Safety Director
Lieutenant Jason Grossini, Chief of Police Services, SBSO
Steve Oaks, Division Chief, SBCFD

Santa Barbara Sheriff's Office (SBSO)

Background

Goleta is:

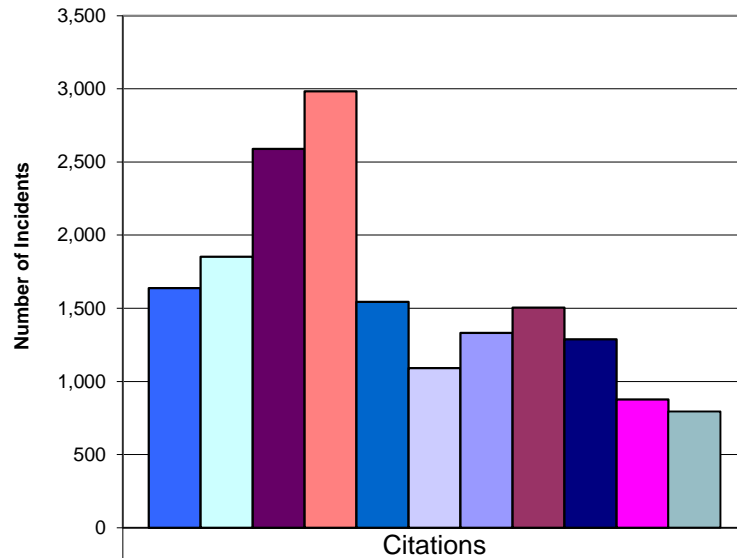
- Largest contract city for the Santa Barbara Sheriff's Office
- Largest motor traffic safety unit (four officers)
- Current staffing level of approximately 34 full time personnel
- Includes 31 peace officers and three non-sworn personnel

SBSO Staffing in Goleta

| Classification | Staffing/FTE 2016 |
|----------------------------------|-------------------|
| Sheriff's Commander | 0.33 |
| Sheriff's Lieutenant | 1.00 |
| Sheriff's Sergeant | 4.75 |
| Sheriff's Senior Deputy | 7.00 |
| Sheriff's Deputy | 16.00 |
| School Resource Sheriff's Deputy | 1.00 |
| Community Resource Deputy | 1.00 |
| Administrative Office Pro III | 1.00 |
| Administrative Office Pro II | 1.00 |
| Parking Enforcement Officer | 1.00 |
| Total FTEs | 34.08 |

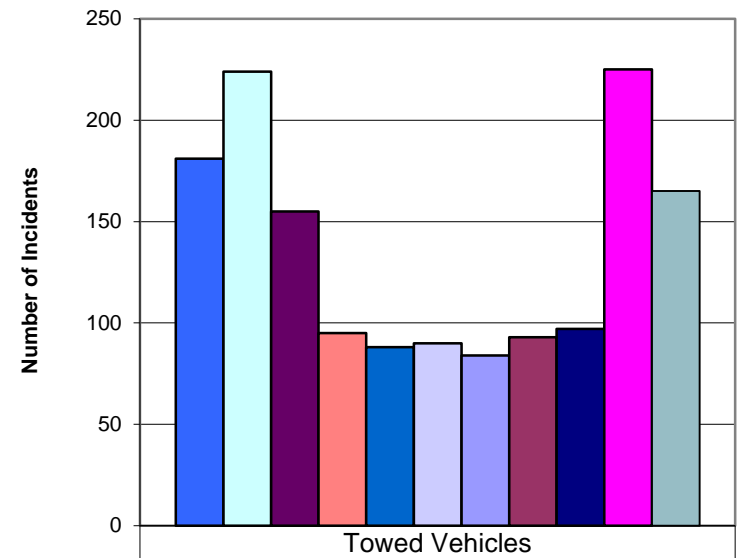
SBSO Traffic Citations and Tows

Traffic Citations Statistics



| | |
|------|-------|
| 2007 | 1,637 |
| 2008 | 1,853 |
| 2009 | 2,589 |
| 2010 | 2,983 |
| 2011 | 1,544 |
| 2012 | 1,092 |
| 2013 | 1,331 |
| 2014 | 1,505 |
| 2015 | 1,287 |
| 2016 | 877 |
| 2017 | 794 |

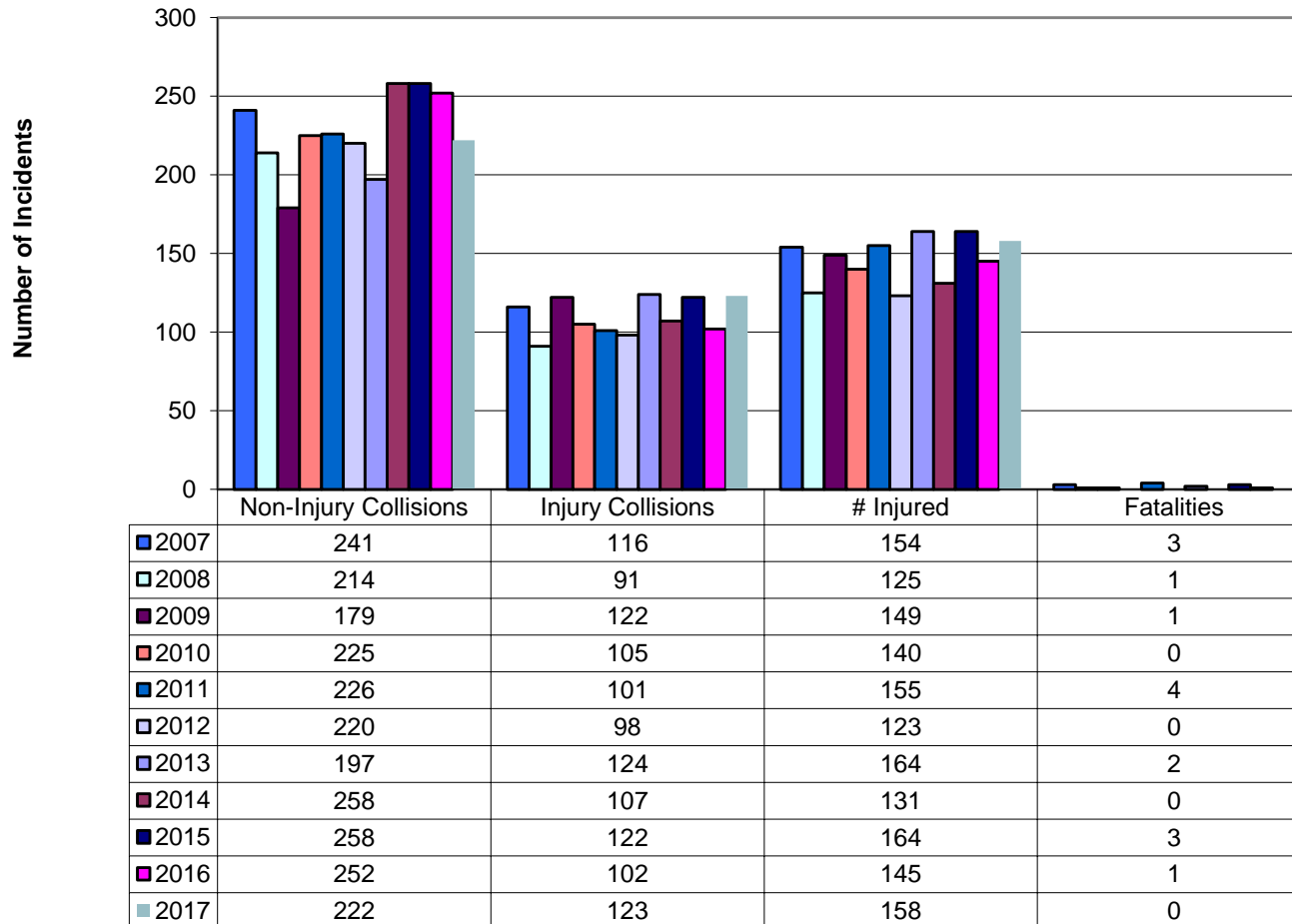
Towed Vehicle Statistics



| | |
|------|-----|
| 2007 | 181 |
| 2008 | 224 |
| 2009 | 155 |
| 2010 | 95 |
| 2011 | 88 |
| 2012 | 90 |
| 2013 | 84 |
| 2014 | 93 |
| 2015 | 97 |
| 2016 | 225 |
| 2017 | 165 |

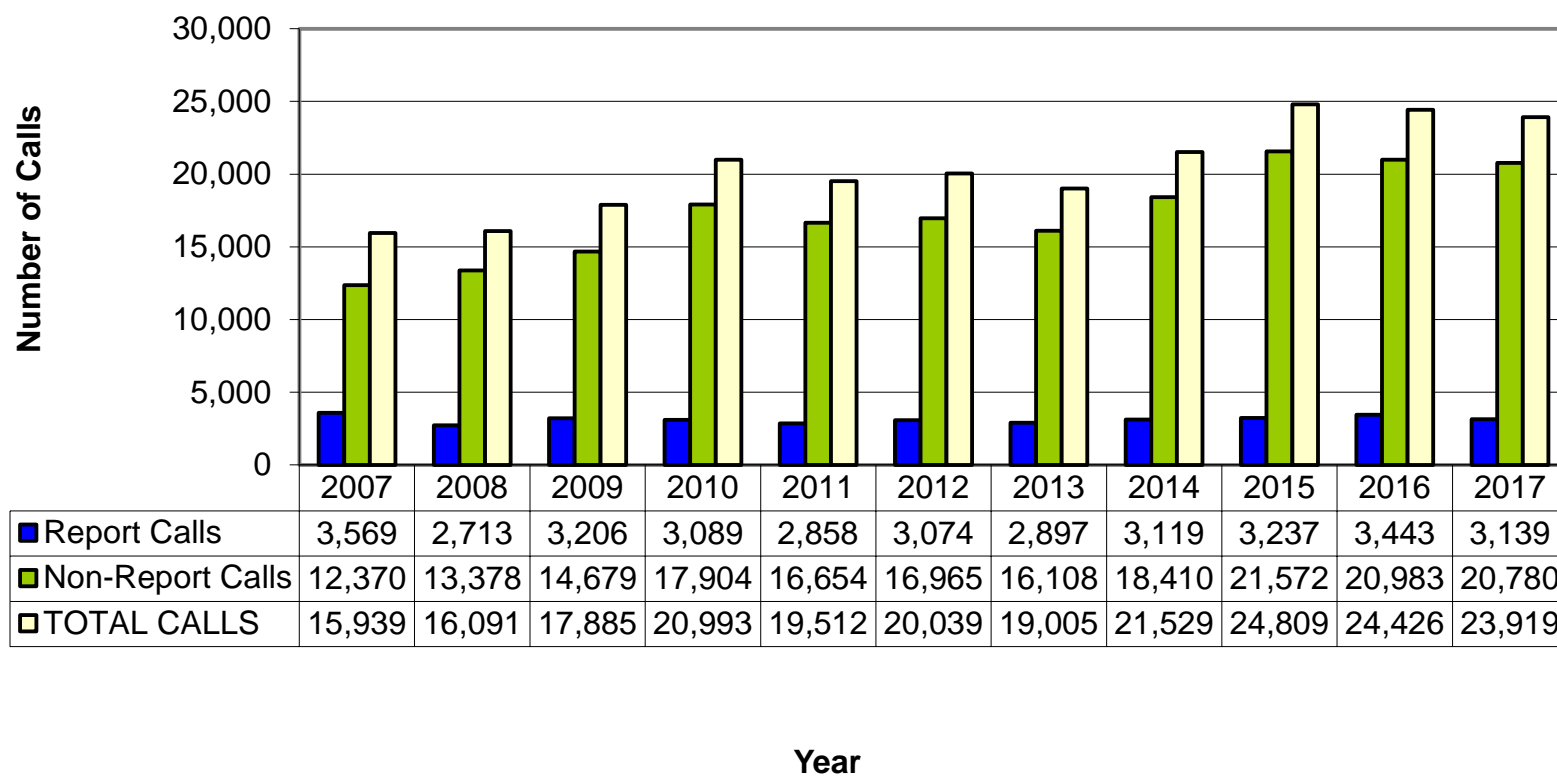
SBSO Collision Statistics

Traffic Collision Statistics



SBSO Calls for Service

Calls for Service Comparison



**Unincorporated South SB County with Isla Vista, Goleta, City of SB, Buellton, Solvang and Carpinteria*

SBSO Additional Statistics

In 2017, we had a decrease of 5.4% in Part One Crimes as we had 505 Total Reported in 2017 compared to 534 in 2016:

- Robbery increased from 8 in 2016 to 18 in 2017;
- Burglary increased from 89 in 2016 to 101 in 2017;
- Larceny-Theft decreased from 378 in 2016 to 318 in 2017;
- Motor Vehicle Theft increased from 29 in 2016 to 32 in 2017.

Our Violent Crimes total increased from 37 in 2016 to 51 in 2017, a 37.8% increase, while Property Crimes total decreased from 497 in 2016 to 454 in 2017, a 8.65% decrease.

As was previously shown, "Calls for Service" decreased slightly from 24,426 in 2016 to 23,919 in 2017 (2.1% decrease); Reports Written decreased from 3,443 in 2016 to 3,139 in 2017 (8.8% decrease); Citations Written decreased from 877 in 2016 to 794 in 2017 (9.5% decrease).

Recognition as a Safe City

Since 2013, Goleta has been recognized seven times by different organizations for being a safe community.

In 2017 Goleta continued to be positively ranked as a safe city as in years past.

- Goleta was ranked as the 69th safest city in California (with populations of at least 5,000) by *LendEDU*.
- Goleta, for the third year in a row, was also recognized as one of the safest places to live in California, according to a study conducted by *SafeWise*. Goleta placed in the top 50 safest cities in California, coming in at number 49.

Both *LendEDU* and *SafeWise* use the most recent FBI crime data available as the basis for their analyses and ranking. Each take into consideration factors such as security programs and initiatives and then pairs the data with their own research methodologies.



SBSO School Resource Deputy

Sr. Deputy George Hedricks

| Description | 2017 | 2016 | 2015 | Percent Change From 2015 |
|----------------------------|------|------|------|--------------------------|
| Felony arrests | 0 | 4 | 10 | -100% |
| Misdemeanor arrests | 21 | 35 | 48 | -56% |
| Field interviews | 461 | 336 | 185 | +149% |
| Criminal citations | 20 | 41 | 49 | -59% |
| Offense reports | 58 | 78 | 70 | -17% |
| Class hours | 20 | 20 | 20 | 0% |
| Parent/Student conferences | 250 | 235 | 240 | +4% |



SBSO Community Resource Deputy

Sr. Deputy David Valadez

- Works with community on graffiti abatement & gang prevention
- Coordinates neighborhood and business watch
- Provides “Prevention Through Environmental Design” presentations to local businesses and community centers
- Participates in the Safe Routes to School program
- Provides Ellwood Bluffs enforcement
- Runs bike and foot patrol in Old Town Goleta
- Coordination with School Resource Deputies on enforcement and intervention with at-risk youth
- Initiated “Coffee with A Cop” and “Walk with a Cop”
- Participates in the City’s pedestrian sting operations
- Provides emergency response training to schools
- Runs community outreach programs such as the Citizen’s Academy and Sheriff’s Volunteer Team
- Serves on South Coast Task Force on Youth Safety
- Operates Goleta Restorative Policing Program (Homeless Outreach)
- Holds office hours at the Old Town Sub-Station



Goleta Motor Unit

Traffic Safety Activities: During the course of Calendar Year 2017 the SBSO had 2 Selective Traffic Enforcement Program (STEP) grants: Oct 2016-Sept-2017 (\$70,000) and Oct 2017-Sept 2018 (\$85,000). These grants included DUI Checkpoints, DUI Saturation Patrols, Traffic Safety Enforcements, Distracted Driving Enforcements, Pedestrian/Bike Safety Enforcements and Traffic Safety Presentations:



4 DUI Checkpoints:

- 1,208 vehicles screened
- 13 field sobriety tests administered
- 3 DUI arrests
- 5 other arrests
- 4 cites for suspended DL (14601 VC)
- 7 cites for invalid DL (12500 VC)
- 6 other cites
- 7 regular tows
- 0 30-day hold tows

10 DUI Saturation Patrols:

- 6 DUI arrests

28 Traffic Safety Enforcements:

- 115 cites issued

16 Distracted Driving Enforcements:

- 61 cites issued

8 Pedestrian/Bike Safety Enforcements:

- 89 cites issued

Motor Unit Officers

- Sgt. Greg Sorenson
- Sr. Deputy Jeff Farmer
- Deputy John DeLeon
- Deputy Tom Green

Traffic Safety Presentations:

The Motor Unit participated with the Council on Alcoholism and Drug Abuse at the Dos Pueblos High School in March, where they discussed/played various topics of abuse and how it affects the body. This presentation included a crashed car, along with the mother of the deceased son who had been driving the car while DUI.

SBCFD “Answering the Call”



**Vehicle
Accidents**



**Vegetation
Fires**



**Hazardous
Materials**



**Structure
Fires**



Water Rescue



**Medical
Emergencies**

SBCFD “In the Community”



California Lemon Festival, Goleta Fireworks Festival, Fire Safety Trailer, Fiddlers' Festival, Depot Day, Goleta Teen & State St. Holiday Parade, and other events.

SBCFD “Fire Protection Services”



Fire Protection Certificates

Plans Checks

Development Review

| | | | |
|------|-----|-----|----|
| 2011 | 34 | 45 | 16 |
| 2012 | 64 | 69 | 21 |
| 2013 | 30 | 61 | 12 |
| 2014 | 136 | 149 | 28 |
| 2015 | 90 | 113 | 16 |
| 2016 | 142 | 179 | 11 |
| 2017 | 65 | 145 | 18 |

SBCFD Engine 11



STATION 11

6901 Frey Way

Engine 11

| YEAR | MEDICAL | FIRE | VEHICLE ACCIDENT OR RESCUE | PUBLIC SERVICE | ALARM | HAZARDOUS | OTHER | TOTAL |
|-------------|----------------|-------------|---------------------------------------|---------------------------|--------------|------------------|--------------|--------------|
| 2011 | 684 | 133 | 83 | 61 | 57 | 44 | 54 | 1,116 |
| 2012 | 845 | 182 | 99 | 27 | 56 | 42 | 21 | 1,272 |
| 2013 | 836 | 151 | 92 | 50 | 81 | 56 | 25 | 1,291 |
| 2014 | 917 | 166 | 101 | 54 | 85 | 56 | 20 | 1,399 |
| 2015 | 951 | 140 | 115 | 30 | 101 | 40 | 22 | 1,399 |
| 2016 | 1006 | 61 | 70 | 12 | 93 | 38 | 9 | 1,289 |
| 2017 | 985 | 75 | 100 | 58 | 63 | 78 | 76 | 1,408 |

SBCFD Truck 11



STATION 11

6901 Frey Way

Truck 11

| YEAR | MEDICAL | FIRE | VEHICLE ACCIDENT OR RESCUE | PUBLIC SERVICE | ALARM | HAZARDOUS | OTHER | TOTAL |
|-------------|----------------|-------------|---------------------------------------|---------------------------|--------------|------------------|--------------|--------------|
| 2011 | 30 | 62 | 246 | 16 | 7 | 26 | 53 | 440 |
| 2012 | 48 | 123 | 265 | 15 | 7 | 30 | 7 | 495 |
| 2013 | 81 | 102 | 277 | 27 | 7 | 32 | 11 | 537 |
| 2014 | 75 | 132 | 330 | 32 | 11 | 28 | 7 | 615 |
| 2015 | 99 | 112 | 375 | 42 | 12 | 44 | 12 | 696 |
| 2016 | 118 | 147 | 209 | 30 | 39 | 20 | 9 | 572 |
| 2017 | 308 | 58 | 83 | 42 | 9 | 78 | 141 | 719 |

SBCFD Fire Station 12



STATION 12

5330 Calle Real

| YEAR | MEDICAL | FIRE | VEHICLE ACCIDENT OR RESCUE | PUBLIC SERVICE | ALARM | HAZARDOUS | OTHER | TOTAL |
|-------------|----------------|-------------|---------------------------------------|---------------------------|--------------|------------------|--------------|--------------|
| 2011 | 1,237 | 79 | 69 | 151 | 79 | 37 | 55 | 1,707 |
| 2012 | 1,304 | 107 | 73 | 174 | 90 | 36 | 19 | 1,803 |
| 2013 | 1,302 | 108 | 91 | 202 | 87 | 37 | 24 | 1,851 |
| 2014 | 1,277 | 134 | 96 | 203 | 90 | 50 | 20 | 1,870 |
| 2015 | 1,590 | 138 | 110 | 51 | 127 | 41 | 60 | 2,117 |
| 2016 | 1,657 | 58 | 122 | 47 | 132 | 53 | 10 | 2,079 |
| 2017 | 1,224 | 46 | 65 | 36 | 84 | 49 | 42 | 1,546 |

SBCFD Fire Station 14



STATION 14

320 N. Los Carneros Road

| <i>YEAR</i> | MEDICAL | FIRE | VEHICLE ACCIDENT OR RESCUE | PUBLIC SERVICE | ALARM | HAZARDOUS | OTHER | <i>TOTAL</i> |
|--------------------|---------|-------------|-------------------------------|-------------------|-------|-----------|-------|---------------------|
| 2011 | 355 | 72 | 60 | 72 | 28 | 34 | 45 | 666 |
| 2012 | 410 | 131 | 52 | 54 | 33 | 37 | 14 | 731 |
| 2013 | 427 | 111 | 67 | 48 | 42 | 38 | 5 | 738 |
| 2014 | 368 | 118 | 59 | 59 | 36 | 33 | 8 | 681 |
| 2015 | 497 | 119 | 65 | 23 | 36 | 52 | 16 | 808 |
| 2016 | 337 | 59 | 28 | 15 | 18 | 12 | 4 | 473 |
| 2017 | 464 | 82 | 59 | 12 | 67 | 71 | 64 | 819 |

SBCFD Fire Station 10 Update

In 2017/2018

- Preliminary Design complete
 - Design Review Board June 2017
 - EIR Consultant selected
 - Public EIR Scoping Meeting August 2017
 - Admin Draft EIR released March 2018
- Project Received ALUC Approval in 2018
 - Anticipated actions by end of Summer 2018:
 - Planning Commission recommendation to City Council
 - City Council approval
 - Submittal to CA Coast Commission

