



Agenda Item C.1
PUBLIC HEARING
Meeting Date: September 17, 2019

TO: Mayor and Councilmembers

FROM: Vyto Adomaitis, Neighborhood Services and Public Safety Director

CONTACT: Dominique Samario, Management Analyst

SUBJECT: Community Development Block Grant (CDBG) 2018-2019 Consolidated Annual Performance and Evaluation Report

RECOMMENDATION:

- A. Accept the Community Development Block Grant 2018-2019 Consolidated Annual Performance and Evaluation Report; and
- B. Authorize staff to submit the 2018-2019 Consolidated Annual Performance and Evaluation Report to the U.S. Department of Housing and Urban Development.

BACKGROUND:

Each year, the City of Goleta receives funds from the U.S. Department of Housing and Urban Development (HUD) for its Community Development Block Grant (CDBG) Program. In Fiscal Year 2018-19, funding from HUD totaled \$216,359. The purpose of Goleta's CDBG program is to carry out community revitalization projects and provide services that assist low- and moderate-income persons in the Goleta community.

Under HUD regulations for grant funds, the City is required to prepare an end-of year report referred to as the Consolidated Annual Performance and Evaluation Report (CAPER). The CAPER summarizes the City's achievements for the previous CDBG program year, covering grant activities from July 1, 2018 through June 30, 2019.

A 15-day public review period for the 2018-2019 draft CAPER was provided from September 3, 2019 through September 17, 2019, as required by HUD, to provide the community with an opportunity to comment on the grant's performance. Notices were published in both English and Spanish in the Santa Barbara Independent on August 29, 2019. Hard copies of the draft CAPER were made available at City Hall, Goleta Valley Public Library, and the Goleta Valley Community Center. The document was also posted on the City's website. No public comments were received by the time this report was published.

DISCUSSION:

Comprehensive planning guidance for the City's CDBG program is provided through a five-year Consolidated Plan, a document required by HUD for agencies that receive CDBG funding. The Consolidated Plan details how the City will help meet national CDBG goals, which include the provision of decent, affordable housing, a suitable living environment, and expanded economic opportunities especially for low- and moderate-income persons. The Consolidated Plan establishes objectives and accomplishment targets for the five-year program time period. The 2018-2019 Action Plan represented year four of the 2015-2019 Consolidated Plan implementation. The 2018-2019 draft CAPER (Attachment 1) reports on the accomplishment of goals included in the 2018-2019 Action Plan.

In addition, the CAPER relates the information on the performance targets (goals) from the past program year to the overall five-year Consolidated Plan period. Critical to the City's accomplishments are various nonprofit subrecipient organizations receiving a City of Goleta CDBG award to provide social services for the Goleta community. In FY 2018-19, accomplishments were seen in services to those experiencing homelessness, youth services, services to seniors, services to low-income populations, and public infrastructure improvements in designated low-income areas. The CAPER reports on quantitative data in addition to narrative discussions in the areas of housing, homeless needs, non-homeless special needs, the City's anti-poverty strategy, public facilities and infrastructure, and other miscellaneous accomplishments. Social services and public facility accomplishments from FY 2018-19 are summarized in the below subsections.

Social Services

The below table summarizes program accomplishments of subrecipient nonprofit organizations that received Goleta CDBG funds in 2018-19. These achievements are compared against the target goals established at the beginning of the year in the Action Plan.

Priority Need	Activity	Funding Amount	2018-2019 Estimated Goal	2018-2019 Unique Persons Assisted	% Low-Moderate Income
Senior Services	Community Action Commission (Senior Nutrition Program)	\$5,000	150	106	99.1%
Youth Services	Girls Inc. of Greater Santa Barbara	\$5,000	500	24	91.7%
Youth Services	Isla Vista Youth Projects (Family Resource Center)	\$8,000	150	140	95.7%
General Services	Santa Barbara Neighborhood Clinics (Goleta Medical Clinic)	\$8,000	2,000	941	100%
Homeless Services	New Beginnings (Safe Parking Program)	\$6,454	40	36	100%
2018-2019 CDBG Totals		\$32,454	2,840	1,247	97.3%

As the table shows, the total number of people assisted was 1,247, which is 1,593 people below the target goal for the program year. This number falls below the target mainly due to a difference in the total number of people served in the target population by Girls Inc.

of Greater Santa Barbara and the Goleta Medical Clinic versus how many Goleta residents specifically were served with CDBG funds.

For example, while Santa Barbara Neighborhood Clinics' Goleta Medical Clinic served 2,257 low-income uninsured individuals in FY 2018-19, 941 of them were residents of the City of Goleta. Similarly, Girls Inc. of Greater Santa Barbara served hundreds of young girls living in the Goleta area; however, 24 were supported with tuition scholarships specifically from CDBG funds. In future years, organizations applying for CDBG funds will be advised about the differences in reporting methods and the importance of estimating a more accurate number of individuals to be served. Overall, the percentage of those served with CDBG funds who were low- to moderate-income increased from 93.5% (FY 2017-18) to 97.3% (FY 2018-19).

Further details about agency performance follows:

Community Action Commission of Santa Barbara County served 106 unduplicated Goleta residents through their Senior Lunch Program. While this was below their estimate of 150 individuals, those receiving free lunches attended multiple days throughout the year. In total, 16,800 meals were served to Goleta residents throughout the year through both the Goleta Valley Community Center and meal delivery to home-bound seniors.

Girls Inc. of Greater Santa Barbara's original goal was to serve 500 low-income youth. However, as noted, this goal was not an accurate estimate of those that were to be directly served through Goleta's CDBG funds. A total 24 youth in financial need received CDBG scholarship funds in FY 2018-19. These scholarships enabled the 24 Goleta residents in need to benefit from Girls Inc. programming.

Isla Vista Youth Projects (Family Resource Center) performed slightly below their target goal of 150 people assisted; assistance was ultimately provided to 140 unduplicated Goleta residents. While this was below target, it was an increase over the 125 Goleta residents served in the previous program year. A factor in the increased number served was the relocation of the Family Resource Center from Isla Vista to Old Town Goleta. This was done in response to a recent survey of clients that showed the majority lived in Goleta versus Isla Vista.

The Santa Barbara Neighborhood Clinics (Goleta Medical Clinic) served 941 unduplicated, uninsured Goleta residents. The average number of visits per individual receiving services in FY 2018-19 was four. This year, more low-income populations were served with 80% of the individuals served by the Goleta Medical Clinic being extremely low income.

Finally, New Beginnings Counseling Center's (New Beginnings) Safe Parking Program performed just below their goal of serving 40 individuals experiencing homelessness, with a total of 36 people served. Overall, there was a 71% increase in the number of people served in Goleta from the prior program year. Of note, four individuals who received case management services in Goleta secured employment and six were housed. New

Beginnings staff are actively seeking additional parking lots in the City of Goleta to accommodate requests for overnight parking in the area.

Public Facilities

The 2018-19 CDBG Action Plan included \$140,633 for capital improvement projects. These funds were spent on pedestrian improvements in Old Town Goleta with the construction of a midblock crosswalk on South Kellogg Avenue, north of Hollister Avenue and south of Armitos Avenue. This crosswalk provides safe pedestrian access to the recently completed Jonny D. Wallis Neighborhood Park by connecting the park to the opposite side of the street where multiple apartment complexes and single-family homes are located. From one complex alone, more than 200 youth can now cross South Kellogg Avenue at the installed crosswalk.

FISCAL IMPACTS:

For Fiscal Year 2019-20, the City's CDBG program allocation from HUD is \$222,728. This amount was allocated prior to the FY 2019-2020 budget was finalized, and did not get reflected at the time of budget adoption. A cleanup adjustment will be made during the First Quarter Financial Review for FY 2019-2020 to the CDBG fund and its related accounts. HUD allows for up to 20 percent of the total allocation to be spent on CDBG program planning and administration activities. As a result, \$44,454.60 will be allocated to planning and administration for FY 2019-20. Staff time and consultant time spent preparing the 2018-19 CAPER will be paid out of this allocation and charged to accounts 402-5-6300-902 and 402-5-6300-500 (Transfer to General Fund and Professional Services, respectively).

ALTERNATIVES:


The 2018-2019 CAPER is due to HUD by September 30, 2019. City Council is requested to approve the CAPER in Attachment 1. Staff will incorporate any public comments received and any requested updates from Council during the September 17, 2019 City Council meeting into the final version that gets submitted to HUD.


Reviewed By:

Legal Review By:

Approved By:


Kristine Schmidt
Deputy City Manager


Michael Jenkins
City Attorney


Michelle Greene
City Manager

ATTACHMENTS:

1. 2018-2019 CDBG Consolidated Annual Performance and Evaluation Report (CAPER)

ATTACHMENT 1

2018-2019 CDBG Consolidated Annual Performance and Evaluation Report (CAPER)



COMMUNITY DEVELOPMENT BLOCK GRANT

2018-2019 Consolidated Annual Performance and
Evaluation Report (CAPER)

Prepared By:

City of Goleta
Department of Neighborhood Services and Public Safety
130 Cremona Drive, Suite B
Goleta, CA 93117
Contact: Dominique Samario, Management Analyst
(805) 690-5126 or dsamario@cityofgoleta.org

This page intentionally left blank.

Table of Contents

CR-05 - Goals and Outcomes	1
CR-10 Racial and Ethnic Composition of (person/households/families) Assisted	7
CR-15 Resources and Investments.....	8
CR-20 Affordable Housing.....	10
CR-25 Homeless and Other Special Needs	12
CR-30 Public Housing	14
CR-35 Other Actions.....	15
CR-40 Monitoring.....	18
CR-45 CDBG.....	19

Appendices

Appendix A – Public Notices	A
Appendix B – Summary of Citizen Participation Comments.....	B
Appendix C – City of Goleta CDBG-Eligible Census Tracts.....	C
Appendix D – IDIS Reports	D

CR-05 - Goals and Outcomes

Progress the jurisdiction has made in carrying out its strategic plan and its action plan.

91.520(a)

This document represents the City of Goleta's 2018-2019 Consolidated Annual Performance Evaluation Report (CAPER) related to the City's Community Development Block Grant (CDBG) Program. Pursuant to the federal regulations applicable to the CDBG Program, the CAPER is prepared annually to evaluate the City's overall progress and performance in meeting the priority activities identified within its Consolidated Plan - Strategic Plan and Annual Action Plan. The CAPER provides the Department of Housing and Urban Development (HUD), the public, and the City an opportunity to review Goleta's housing and community development accomplishments for the 2018-2019 Program Year, with a special focus on those activities funded by the CDBG program.

The City made significant progress towards its five-year goals for public services of assisting 15,000 people. For the 2018-2019 Action Plan, the target for public services was 2,840 people served or assisted. The actual number assisted was 1,247 people assisted. The Santa Barbara Neighborhood Clinics served the largest number of people at their Goleta Medical Clinic, assisting 941 unique Goleta residents. Another 306 Goleta residents were assisted in various ways through after-school youth programs, senior services, community resource outreach, and services for those experiencing homelessness.

In the area of providing overnight shelter to persons experiencing homelessness, no homeless shelter providers applied for CDBG funding this year. However, the City is looking into opportunities to assist more homeless people in future years through a homelessness strategic plan. The City did assist 36 Goleta residents without homes but residing in their vehicles through funding to New Beginnings Counseling Center's Safe Parking and Rapid Rehousing Program.

Under the goal of improving public facilities and infrastructure, the City completed construction of a midblock crosswalk in a densely populated, low-income neighborhood. This crosswalk provides safe pedestrian access to the recently completed Jonny D. Wallis Neighborhood Park. Living in one complex alone, more than 200 youth can now cross South Kellogg Avenue at the installed crosswalk.

The City's Consolidated Plan - Strategic Plan identified affordable housing as a high priority; however, there were no five-year numeric accomplishment goals for new housing units in the Strategic Plan due to lack of monetary resources. However, for the 2018-2019 Program Year, construction was completed on the following affordable housing project using non-CDBG funds:

- Winslowe – 14 moderate income units (two units have been sold and were occupied by June 30, 2019)

Comparison of the proposed versus actual outcomes for each outcome measure submitted with the consolidated plan and explain, if applicable, why progress was not made toward meeting goals and objectives. 91.520(g)

Categories, priority levels, funding sources and amounts, outcomes/objectives, goal outcome indicators, units of measure, targets, actual outcomes/outputs, and percentage completed for each of the grantee's program year goals.

Goal	Category	Source / Amount	Indicator	Unit of Measure	Expected Strategic Plan	Actual Strategic Plan	Percent Complete	Expected Program Year	Actual Program Year	Percent Complete
Planning & Administration of CDBG Program	Affordable Housing Public Housing Homeless Non-Homeless Special Needs Non-Housing Community Development	CDBG: \$160,000	Other	Other	1	1	100.00%	1	1	100.00%
Public Facilities, Improvements and Infrastructure	Non-Housing Community Development	CDBG: \$525,000	Public Facility or Infrastructure Activities other than Low/Moderate Income Housing Benefit	Persons Assisted	5,066	5,066	100.00%	5,066	5,066	100%

Goal	Category	Source / Amount	Indicator	Unit of Measure	Expected – Strategic Plan	Actual – Strategic Plan	Percent Complete	Expected – Program Year	Actual – Program Year	Percent Complete
Public Services	Affordable Housing Homeless Non-Homeless Special Needs	CDBG: \$120,000	Public service activities other than Low/Moderate Income Housing Benefit	Persons Assisted	15,000	16,903	112.7%	3,976	4,900	123%
Affordable Housing	Affordable Housing Homeless Non-Homeless Special Needs	CDBG: \$0	Housing units constructed	Household Housing Unit	0	77	-	14	2	14%
Public Services	Affordable Housing Homeless Non-Homeless Special Needs	CDBG: \$15,000	Homeless Person Overnight Shelter	Persons Assisted	50	3	6.00%	10	0	0
Public Services	Affordable Housing Homeless Non-Homeless Special Needs	CDBG: \$15,000	Homelessness Prevention	Persons Assisted	50	116	232.00%	40	36	90%

Table 1 - Accomplishments – Program Year & Strategic Plan to Date

Assess how the jurisdiction's use of funds, particularly CDBG, addresses the priorities and specific objectives identified in the plan, giving special attention to the highest priority activities identified.

The City's Strategic Plan identified the following highest priorities: 1) Services for the Homeless; 2) Non-Housing Community Development; and 3) Affordable Housing (although due to limited resources, no CDBG target goals were established). The priority category of Non-Housing Community Development was intended to encompass a wide range of priorities in the areas of public services (including services to the homeless), infrastructure enhancements/repairs and public improvements serving low- to moderate-income persons and areas of the City, predominantly Old Town, where the majority of low- to moderate-income people reside. Public improvements focused on pedestrian improvements.

For this program year, the City focused its CDBG funding on activities that would address these priorities and the objectives of the Consolidated Plan in the areas of public services for seniors, youth and low-income people, services for the homeless, and public improvements in the City's Old Town area. Specifically, in support of the Plan's highest priorities, the City's CDBG funding supported a senior nutrition program, two programs for youth (Girls Inc. of Greater Santa Barbara, and Isla Vista Youth Projects), a safe parking program for residents residing in their vehicles due to homelessness (New Beginnings Counseling Center), and health care services for low-income people (Santa Barbara Neighborhood Clinics).

Although the Consolidated Plan did not establish specific objectives for affordable housing, the City intends to establish annual goals in this area and was able to make substantial progress. Construction of one project was nearly complete:

- Winslowe Project - 14 affordable ownership units (7 at moderate-income and 7 at above moderate-income). Nine completed; two sold and occupied.

Figure 1 – Use of 2018-2019 CDBG Funds

Strategic Plan Goal / Activity	Prior Year Budget	2018-2019 Budget Allocations	Spent in 2018-2019	Spent through 6/30/19	Percent Spent
1. Public Services					
2018 Santa Barbara Neighborhood Clinics		\$ 8,000.00	\$ 8,000.00	\$ 8,000.00	100%
2018 Isla Vista Youth Projects		\$ 8,000.00	\$ 8,000.00	\$ 8,000.00	100%
2018 Youth Services – Girls Inc.		\$ 5,000.00	\$ 4,996.00	\$ 4,996.00	99%
2018 Senior Nutrition Program		\$ 5,000.00	\$ 5,000.00	\$ 5,000.00	100%
Homeless Services					
2018 New Beginnings Counseling Center		\$ 6,454.00	\$ 6,454.00	\$ 6,454.00	100%
Subtotal		\$ 32,454	\$ 32,450	\$ 32,450	100%
2. Public Facilities Improvements and Infrastructure					
2016 Pedestrian Improvements in CT 30.01	\$ 174,437.70	\$ -	\$ 16,268.42	\$174,437.70	100%
2017 Pedestrian Improvements in CT 30.01		\$ 42,198.40	\$ 29,588.94	\$ 42,198.40	100%
2018 Pedestrian Improvements in 30.01		\$140,633.35	\$128,785.91	\$ 128,785.91	92%
Subtotal	\$174,437.70	\$ 182,831.80	\$ 174,643.27	\$345,422.01	97%
10. Planning and Administration					
2018 Administration		\$ 43,271.80	\$ 43,271.80	\$ 43,271.80	100%
Subtotal		\$ 43,271.80	\$ 43,271.80	\$ 43,271.80	100%
CDBG Totals	\$ 174,437.70	\$ 162,613.49	\$ 250,365.70	\$ 421,143.81	91%

Figure 2 – 2018-2019 Program Year Accomplishments by Strategic Plan Goal

Strategic Plan Goal / Activity	Unit of Measure	Five-year Goal	Expected	Actual
1. Public Services		15,000		
2018 Santa Barbara Neighborhood Clinics	Persons		2,000	941
2018 Isla Vista Youth Projects	Persons		150	140
2018 Youth Services - Girls	Persons		500	24
2018 Senior Nutrition Program	Persons		150	106
Subtotal			2,800	1,211
Homeless Services				
2017 New Beginnings	Persons		40	36
Subtotal			40	36
2. Public Facilities Improvements and Infrastructure		5,066		
2014 Pedestrian Improvements in CT 30.01	Households		5,025	5,025
2015 Hollister Avenue Complete Streets Project	Households		5,500	5,500
2017 Pedestrian Improvements in CT 30.01	Persons		5,500	5,500
2017 Boys and Girls Club Playground	Persons		500	500
2018 Pedestrian Improvements in CT 30.01 (Mid-block crosswalk)	Persons		5,000	5,000
Subtotal			21,525	21,525

CR-10 - Racial and Ethnic composition of families assisted

Describe the families assisted (including the racial and ethnic status of families assisted).

91.520(a)

	CDBG
White	915
Black or African American	22
Asian	47
American Indian or American Native	7
Native Hawaiian or Other Pacific Islander	5
Other Races	251
Total	1,247
Hispanic	929
Not Hispanic	318

Table 2 – Table of assistance to racial and ethnic populations by source of funds

Narrative

The 251 people of Other Races in the table above includes those of mixed races.

CR-15 - Resources and Investments 91.520(a)

Identify the resources made available

Source of Funds	Resources Made Available	Amount Expended During Program Year
CDBG	\$216,359	\$228,168.32

Table 3 - Resources Made Available

Narrative

The City's CDBG allocation for 2018-2019 was \$216,359. However, the amount expended was \$228,168.32 which included some prior year unspent CDBG funding that carried over.

Identify the geographic distribution and location of investments

Target Area	Planned Percentage of Allocation	Actual Percentage of Allocation	Narrative Description
Citywide Low- to Mod-Income Population	15%	15%	The City typically allocates 15% of its CDBG award to public services.
Old Town Goleta	65%	65%	20% of the City's CDBG award for planning & administration, 65% is left for public facilities

Table 4 – Identify the geographic distribution and location of investments

Narrative

Goleta's Old Town district, which lies within Census Tract 30.01, contains the City's highest concentration of low- to moderate-income residents and is the only census tract that exceeds the HUD exception threshold for Goleta. Sixty-five percent of Goleta's CDBG allocation is devoted to capital projects and public improvement infrastructure projects in Old Town. The City completed one pedestrian crosswalk project in Old Town. This mid-block crosswalk connects a high-density residential area to a newly constructed neighborhood park, ensuring children have safe access to the park.

Leveraging

Explain how federal funds leveraged additional resources (private, state and local funds), including a description of how matching requirements were satisfied, as well as how any publicly owned land or property located within the jurisdiction that were used to address the needs identified in the plan.

All sources and types of matching funds are more limited now due to the current economic climate, along with the demise of California redevelopment tax-increment funds and housing set-aside funds, and drawdown of local housing trust funds. However, as in the past, the City will be as creative as possible to find other sources of funding from state, federal, private developer, state tax-credit, or local funding, such as the housing trust funds, to develop and deliver efficient and cost-effective projects. Although the City's CDBG allocation is limited relative to the cost of new housing and public improvements, these CDBG funds can serve as matching funds for other grant opportunities or can provide a much-needed funding gap, when local resources fall short.

In addition to its CDBG entitlement grant, the City of Goleta allocated General Fund monies towards public services, dedicated other grant funds, such as the State of California Housing-Related Parks Program, and leveraged State Gas Tax, ATP and Measure A funding for the various infrastructure improvements in Old Town, the area with the highest percentage of low- to moderate-income residents.

CR-20 - Affordable Housing 91.520(b)

Evaluation of the jurisdiction's progress in providing affordable housing, including the number and types of families served, the number of extremely low-income, low-income, moderate-income, and middle-income persons served.

	One-Year Goal	Actual
Number of Homeless households to be provided affordable housing units	0	0
Number of Non-Homeless households to be provided affordable housing units	14	2
Number of Special-Needs households to be provided affordable housing units	0	0
Total	14	2

Table 5 – Number of Households

	One-Year Goal	Actual
Number of households supported through Rental Assistance	0	0
Number of households supported through The Production of New Units	14	2
Number of households supported through Rehab of Existing Units	0	0
Number of households supported through Acquisition of Existing Units	0	0
Total	14	2

Table 6 – Number of Households Supported

Discuss the difference between goals and outcomes and problems encountered in meeting these goals.

The City of Goleta has limited resources with which to develop new affordable units and often relies on private developers to do so in conjunction with other projects. The City had a goal of constructing 14 affordable owner-occupied units in the 2018-2019 program year. The nine of the 14 units have been completed and two of these units have been purchased and are now occupied. Construction is nearing completion on the five additional owner-occupied units.

Discuss how these outcomes will impact future annual action plans.

These outcomes will not directly impact future action plans. Staff will continue to research and explore public/private partnerships in the construction and development of affordable housing. The City will continue to look for opportunities to leverage County HOME funds and affordable housing in-lieu fees to assist private developers in the construction of new affordable housing. As mentioned previously, one project was partially-completed during the program year. Nine of 14 affordable ownership units in Winslowe Project (seven units at moderate-income and seven units at above-moderate income) were completed by June 30, 2019. Two of the housing units have been sold and are now occupied. None of these projects were completed with CDBG funds.

Include the number of extremely low-income, low-income, and moderate-income persons served by each activity where information on income by family size is required to determine the eligibility of the activity.



Number of Households Served	CDBG Actual
Extremely Low-income	0
Low-income	0
Moderate-income	0
Total	0

Table 7 – Number of Households Served

Narrative Information

As mentioned above, in the 2018-2019 Program Year, construction was completed on nine of 14 affordable owner-occupied units in the Winslowe Project. Two of the units have been sold and are now occupied.

CR-25 - Homeless and Other Special Needs 91.220(d, e); 91.320(d, e); 91.520(c)

Evaluate the jurisdiction's progress in meeting its specific objectives for reducing and ending homelessness through:

Reaching out to homeless persons (especially unsheltered persons) and assessing their individual needs

The City of Goleta strived to reduce homelessness and to assist those who are homeless and unsheltered by using a portion of its CDBG award to support agencies and organizations whose mission is to provide case management and other services to homeless persons. The City supported programs and activities that also specifically engaged in outreach to the homeless not residing in shelters. This program year the City provided a \$6,454 CDBG award to New Beginnings, which operated a safe parking program for homeless persons residing in their vehicles. This program included outreach and case management.

In addition to allocating some of its CDBG funding, the City invested \$5,000 in City General Funds in homeless warming centers and supported the efforts Home for Good Home for Good, a county-wide, collective impact collaborative of government agencies, non-profit organizations, foundations, faith communities, business and community leaders, other community groups, and individuals who have experienced homelessness. Its goal was to prevent homelessness; support the expansion of housing for people experiencing homelessness; build a results and data-driven culture; elevate community dialogue, support and collaboration regarding homelessness; and encourage commitment to self-sufficiency.

Addressing the emergency shelter and transitional housing needs of homeless persons

The City supported the efforts of several organizations and agencies, which serve southern Santa Barbara County and provide both emergency shelter as well as transitional housing. In addition, the City supported local warming centers, some located in and around Goleta that served area homeless people during periods of inclement weather by providing shelter and meals. The City also devoted a portion of its CDBG allocation to organizations that provided services to homeless persons and families.

In addition, in June 2017, the City contracted with the Salvation Army for provision of two reserved beds in its Hospitality House homeless shelter/transitional housing program to serve Goleta area homeless who are ready to enter a shelter and receive case management services. The cost of this contract in 2018-2019 was \$19,110 and paid by the City's General Fund.

Helping low-income individuals and families avoid becoming homeless, especially extremely low-income individuals and families and those who are: likely to become homeless after being discharged from publicly funded institutions and systems of care (such as health care facilities, mental health facilities, foster care and other youth facilities, and corrections programs and institutions); and, receiving assistance from public or private agencies that address housing, health, social services, employment, education, or youth needs

The City of Goleta looked to help avoid low-income people from becoming homeless by providing rental and eviction prevention assistance through the City's annual contract with the City of Santa Barbara's Rental Housing Mediation Program (RHMP). The City of Goleta provided \$36,340.64 in General Fund money to support the RHMP which provided information to predominantly low-income tenants about their rights; provided legal assistance to people served with eviction notices; and conducted mediation between tenants and landlords to help people avoid eviction and address other problems. The City of Goleta also allocated a portion of its CDBG funding to homeless service providers and nonprofits that provided various services and assistance to low-income people, including utility assistance, weekly food baskets, and medical assistance. These services filled the gaps for those families and individuals that were on the verge of becoming homeless and allowed them to dedicate more of their financial resources to housing costs.

Helping homeless persons (especially chronically homeless individuals and families, families with children, veterans and their families, and unaccompanied youth) make the transition to permanent housing and independent living, including shortening the period of time that individuals and families experience homelessness, facilitating access for homeless individuals and families to affordable housing units, and preventing individuals and families who were recently homeless from becoming homeless again

The City of Goleta's goals included reducing the incidence of homelessness, and addressing the needs of homeless persons, including making the transition to permanent housing and independent living. The City helped achieve this through its support of agencies that provided these services, as well as through participation in area organizations that shared these goals. As mentioned above, one of those organizations was the Home for Good collaborative of which included the City of Goleta is a member. The City provided some General Fund support to Home for Good for its regional, collaborative effort focused on housing those without homes that brought together homeless services agencies, government, community-based organizations, other local groups, non-profits, foundations, faith communities, street friends, business and community leaders, and individuals. The goals of Home for Good included preventing homelessness and supporting the expansion of housing for the homeless.

CR-30 - Public Housing 91.220(h); 91.320(j)

Actions taken to address the needs of public housing

There are no public housing units in Goleta, since all public housing has been converted to Affordable Tax Credit/Project-Based housing. The Housing Authority of the County of Santa Barbara serves Santa Barbara County and the City of Goleta. Within the City of Goleta, the Housing Authority owns and operates 164 affordable rental housing units, including four units for special needs people. There are also 167 people receiving Section 8 housing assistance in the Goleta area. The Housing Authority was founded on the belief that decent, safe and sanitary housing is central to the physical and emotional health, productivity, and self-esteem of the people it serves. The agency's mission is to provide affordable housing opportunities for low income households in the County of Santa Barbara (including Goleta) in an environment which preserves personal dignity, and in a manner, which maintains the public trust.

The Housing Authority has accomplished the conversion of its public housing projects through the establishment of a nonprofit affiliate; disposition of the units to this nonprofit affiliate; and then use of tax-exempt financing/credits to finance rehabilitation of the units. The units remain affordable and Section 8 vouchers have been issued for any tenants displaced during renovation of the units.

As funding allows, the Housing Authority of Santa Barbara County has carried out modifications needed in its public housing stock based on the Section 504 Needs Assessment. A review of the Housing Authority's 2019 Agency Action Plan did not indicate any new or rehabilitation projects in the City of Goleta for 2018-2019. Please refer to the Public Housing Authority's Annual Plan for further information.

Actions taken to encourage public housing residents to become more involved in management and participate in homeownership

Each public housing project owned and/or managed by the Housing Authority of the County of Santa Barbara has an established Resident Council, whose members are elected by residents in that project. The Council holds regular public meetings and brings concerns and recommendations directly to the Housing Authority. The Housing Authority also has a Section 8 homeownership program, although the high cost of housing limits it. The Housing Authority also administers a Mortgage Credit Certificate Program that assists lower income first-time homebuyers. The City did not take any additional actions beyond what the Housing Authority did.

Actions taken to provide assistance to troubled PHAs

The Housing Authority of Santa Barbara County is not troubled.

CR-35 - Other Actions 91.220(j)-(k); 91.320(i)-(j)

Actions taken to remove or ameliorate the negative effects of public policies that serve as barriers to affordable housing such as land use controls, tax policies affecting land, zoning ordinances, building codes, fees and charges, growth limitations, and policies affecting the return on residential investment. 91.220 (j); 91.320 (i)

In the City of Goleta, the largest barrier to the development of affordable housing continued to be the extremely high cost of real estate and development costs. There are also considerable governmental constraints to affordable housing development that include land use policies governed by the Land Use Element of the General Plan and the zoning and development codes, and development fees imposed by the jurisdiction. The City's Housing Element is required to provide a detailed assessment of public policy constraints and to develop strategies to alleviate the constraints on development of new housing, and particularly, those that act as barriers to affordable housing.

The City of Goleta is in the final phase in developing a new zoning code and will be carefully examining current development standards, land use policies, and permit processing requirements to remove unnecessary barriers to development of affordable housing. This will include an examination of current land use controls to determine where processing efficiencies can be improved.

Actions taken to address obstacles to meeting underserved needs. 91.220(k); 91.320(j)

The City of Goleta provided the maximum amount of CDBG funding (All of the 15% maximum) towards public services, which addressed the needs of seniors, youth, homeless and low-income people in general, including essential needs such as food and health care.

There is a need within the City, particularly the City's Old Town district, for public facilities to serve underserved populations in this area and rehabilitate aging facilities. The Old Town area has the City's highest concentration of low- and moderate-income residents. Old Town is characterized by older neighborhoods that either do not have proper facilities or their existing facilities suffer from heavy use and deferred maintenance leading to disrepair. Needed public facilities include parks and recreational amenities, flood control improvements, sidewalks and street improvements. To address these unmet needs, the City allocated approximately 65% of its CDBG funding for infrastructure and capital improvements in the Old Town area. This CDBG funding also provided for leveraging opportunities to provide the greatest impact to the largest number of residents as evidenced by the City's successful grant applications in other competitive areas. This past year, another pedestrian safety project was completed with leveraged funds. .

In an effort to address underserved needs, City staff also continued to research availability of future funding resources and used proactive approaches toward applications for potential to leverage its CDBG funds. This assisted the City to strategically place future activities in line to address the above obstacles.

Actions taken to reduce lead-based paint hazards. 91.220(k); 91.320(j)

The Santa Barbara County Public Health Department works in coordination with the California Department of Health Services, Childhood Lead Poisoning Branch for program planning, outreach, case management, investigation, and surveillance of lead poisoned children.

A Public Health Nurse (PHN) identifies and provides case management to lead-burdened children throughout the county and provides outreach and education to the community. A multi-departmental Childhood Lead Poisoning Prevention (CLPP) Team, which includes representatives from the Women, Infants, and Children (WIC) program, California Children Services (CCS), Environmental Health Services, Community Health Division Program Administration, and the County Fire Department-HAZMAT (hazardous materials), meets quarterly to plan outreach activities, prepare educational materials, resolve current issues, and discuss responsibilities in investigating lead poisoning cases. This program has increased lead screening done on children at risk for lead poisoning.

The City of Goleta also made copies of the most recent EPA publication, Renovate Right: Important Lead Hazard Information for Families, Child Care Providers and Schools available to the public at City Hall. In addition, the City's Planning and Environmental Review Department provided the most recent EPA educational brochures on lead poisoning to anyone seeking a permit or information for renovation of a residence, day care center or school which includes work on a structure older than 1978. The City does not use CDBG funds to rehabilitate housing units.

Actions taken to reduce the number of poverty-level families. 91.220(k); 91.320(j)

The City of Goleta supported various public service programs, both with its CDBG funding and its own General Funds, to provide essential services aimed at helping to reduce the number of poverty-level families. This included support of programs such as the Community Action Commission's Senior Nutrition Program and Santa Barbara Neighborhood Clinics that meet the critical needs of families by providing free to low-cost meals to seniors and medical care to low-income people, respectively.

Actions taken to develop institutional structure. 91.220(k); 91.320(j)

One of the institutional gaps identified was that few services are located in the City of Goleta, so residents have to travel to receive services. The City continued to work with service providers to offer services in Goleta and support those programs with CDBG and/or City General Fund money. This year the City assisted the Santa Barbara Neighborhood Clinics in support and expansion of their medical/health in Goleta that provides free or low-cost medical care to Goleta residents. In addition, the City provided CDBG funding to the Community Action Commission for its Healthy Senior Lunch Program at the Goleta Community Center.

Actions taken to enhance coordination between public and private housing and social service agencies. 91.220(k); 91.320(j)

The City continued to collaborate with public and private housing and social service agencies to meet the goals and objectives of the Consolidated Plan. This included ongoing meetings, special meetings and/or participation on relevant task forces such as the South Coast Housing Task Force and the Home for Good.

Identify actions taken to overcome the effects of any impediments identified in the jurisdictions analysis of impediments to fair housing choice. 91.520(a)

Because the City participates in the Santa Barbara HOME consortia, their 2015-2019 Analysis of Impediments (AI) was completed by the consortia without specific goals for Goleta. However, the City has contributed to the overall County goals in addressing the following action items in County's AI:

- Expanding affordable housing opportunities (Described in Section CR-20):
- Reducing fair housing barriers for persons with disabilities;
- Improve access to fair housing information;
- Support efforts to improve residents' creditworthiness
- Continue supporting programs to improve landlord tenant relationship and consider expanding contracted fair housing services.

The City of Goleta continued to contract with the City of Santa Barbara for its Rental Housing Mediation Program (RHMP) services, which provided education and information about landlord/tenant rights and responsibilities. The contract also provides for face-to-face mediation in rental housing disputes. A total of 100 people were assisted by Goleta funding for this Program. Services included staff consultations, provision of information and printed materials relating to Landlord-Tenant rights and responsibilities, referrals to social service agencies, and mediation services to resolve tenant/landlord disputes. The City also maintained a Fair Housing page on the City's web site to provide information in Spanish and English directed to educating residents regarding their rights under Fair Housing laws and how they may obtain assistance if they believe they are victims of discrimination.

In addition to links to the RMMP, there are links on the City fair housing webpage to the Legal Aid Foundation, California Department of Fair Employment and Housing and the U.S. Department of Housing and Urban Development, Office of Fair Housing. On the site is a link to California Guide to Residential Tenants' and Landlords' Rights and Responsibilities, the City's Analysis of Impediments for Fair Housing Choice, HUD's Tenant Rights, Laws and Protections - California and National Association of Realtors Fair Housing Information.

CR-40 - Monitoring 91.220 and 91.230

Describe the standards and procedures used to monitor activities carried out in furtherance of the plan and used to ensure long-term compliance with requirements of the programs involved, including minority business outreach and the comprehensive planning requirements

To implement an effective CDBG program, the City monitors CDBG activities on a consistent basis through quarterly reviews of subrecipient activities, client data and expense reports. On-site monitoring visits also assist in determining if the subrecipient is carrying out its program and activities within the parameters denoted in the subrecipient agreement. Monitoring also ensures that the required records are maintained to demonstrate compliance with applicable regulations. While quarterly reporting is required for all CDBG sub-recipients, City CDBG administrative staff typically conducts in-depth, onsite monitoring reviews of each subrecipient every 2-3 years (or more frequently if necessary) to ensure program compliance with HUD regulations. This program year, City staff conducted the more in-depth, onsite monitoring review of Girls Inc. of Greater Santa Barbara and Community Action Commission of Santa Barbara County on January 14, 2018. No concerns were identified. The City is scheduled to monitor other subrecipients in Program Year 2019-2020.

For corrective actions, subrecipients are given written notifications of violations within 30 days of the review date and are required to submit corrections within thirty days of the date of the compliance review letter in order to avoid noncompliance penalties such as more frequent reporting and/or additional file audits. Throughout the program year, CDBG administrative staff also provided technical assistance, as needed, to various the City Public Works Department in relation to CDBG-funded capital projects, and to subrecipients in relation to administrative as well as financial compliance with all HUD regulations.

Citizen Participation Plan 91.105(d); 91.115(d)

Describe the efforts to provide citizens with reasonable notice and an opportunity to comment on performance reports.

The City published a public notice in English and Spanish providing a 15-day public review period for the Draft CAPER and providing an opportunity for the public to submit comments. This notice was published in the Santa Barbara Independent, the major daily newspaper in the area. A notice of availability of the Draft CAPER and request for comments was also posted on the City's website. The Draft CAPER will also be considered by the City Council at a public hearing on September 17, 2019, providing another opportunity for the public to comment on this annual performance report document for the CDBG program. Any comments received during the public review period and at the City Council meeting will be incorporated into the Final CAPER submitted to HUD.

CR-45 - CDBG 91.520(c)

Specify the nature of, and reasons for, any changes in the jurisdiction's program objectives and indications of how the jurisdiction would change its programs as a result of its experiences.

There were no changes in the City's program objectives during this program year.


Does this Jurisdiction have any open Brownfields Economic Development Initiative (BEDI) grants?

No

APPENDIX A

Citizen Participation

15-Day Public Notice

**NOTICE OF PUBLIC HEARING**

COMMUNITY DEVELOPMENT BLOCK GRANT PROGRAM
2018-2019 Draft Consolidated Annual
Performance and Evaluation Report

NOTICE IS HEREBY GIVEN that the City Council of the City of Goleta will conduct a public hearing on the date and time set forth below to consider the following:

Pursuant to the United States Department of Housing and Urban Development (HUD) regulations, the City of Goleta has prepared the draft Consolidated Annual Performance Evaluation Report (CAPER) for the 2018-2019 Community Development Block Grant (CDBG) program year.

The CAPER provides an assessment of the City's performance in meeting Fiscal Year (FY) 2018-2019 housing and community development goals as outlined in the previously adopted FY 2018-2019 Action Plan. Additionally, the CAPER discusses any changes the City anticipates making in the upcoming year as a result of the assessment of FY 2018-2019 annual performance.

The City of Goleta encourages participation in the CDBG process. A copy of the CAPER is required to be made available to the public for review and comment for a fifteen (15) day period. The CAPER draft will be available for public review from September 3, 2019 to September 17, 2019 at Goleta City Hall, Goleta Valley Public Library, and the Goleta Valley Community Center.

All interested citizens, residents, and public or private agencies serving the Goleta community are invited to attend the public hearing.

MEETING DATE AND TIME: Tuesday, September 17, 2019
– Meeting begins at 1:30 p.m.

MEETING LOCATION: City Council Chambers, Goleta City Hall
130 Cremona Drive, Suite B
Goleta, California 93117

FOR MORE INFORMATION: The staff report for this meeting will be posted on the City's website at www.cityofgoleta.org three (3) days prior to the meeting date. Citizens wishing to submit written statements to the City Council for consideration at the public hearing can contact Deborah Lopez, City Clerk, City of Goleta, 130 Cremona Drive Suite 'B', Goleta, CA 93117.

Note: In compliance with the Americans with Disabilities Act, if you need special assistance to participate in this meeting, please contact Deborah Lopez, City Clerk, at (805) 961-7500. Notification at least 48 hours prior to the meeting will enable City staff to make reasonable accommodation arrangements.

For more information, please contact Dominique Samario, Management Analyst, at (805) 690-5126 or by email at dsamario@cityofgoleta.org. Information is also available on the City's website: <http://www.cityofgoleta.org/city-hall/neighborhood-services-and-public-safety/neighborhood-services/community-development-block-grant-program>

Date of Publication: August 29, 2019 (Santa Barbara Independent)



NOTIFICACIÓN DE AUDIENCIA PÚBLICA

PROGRAMA DE SUBSIDIOS GLOBALES PARA EL DESARROLLO COMUNITARIO (CDBG POR SUS SIGLAS EN INGLÉS) BORRADOR DEL REPORTE DE LA EVALUACIÓN DEL DESEMPEÑO ANUAL CONSOLIDADO 2018-2019

SE NOTIFICA que el Concejo Municipal de la Ciudad de Goleta llevará a cabo una audiencia pública en la fecha y hora indicadas abajo para considerar lo siguiente:

En conformidad con los reglamentos del Departamento de Vivienda y Desarrollo Urbano de los Estados Unidos, el Ayuntamiento de la Ciudad de Goleta ha preparado el borrador del Reporte de la Evaluación del Desempeño Anual Consolidado (CAPER, por sus siglas en Inglés) del Programa de Subsidios Globales para el Desarrollo Comunitario (CDBG, por sus siglas en Inglés) del Año Fiscal 2018-2019.

El CAPER proporciona una evaluación del desempeño y rendimiento del Ayuntamiento de las metas establecidas para la vivienda y desarrollo comunitario durante el Año Fiscal 2018-2019 tal y como se delineó en el Plan de Acción Anual 2018-2019 previamente adoptado. Este reporte a su vez expone cambios que el Ayuntamiento anticipa llevar a cabo durante los subsecuentes años debido al resultado de la evaluación del desempeño anual del Año Fiscal 2018-2019.

La Ciudad de Goleta urge la participación en el proceso CDBG. Se requiere que una copia del CAPER esté disponible para el público para su revisión y comentarios por un período de quince (15) días. El borrador del CAPER estará disponible para revisión pública a partir de septiembre 3, 2019 hasta septiembre 17, 2019 a el Ayuntamiento de Goleta, la Biblioteca Pública de Goleta Valley, y el Centro Comunitario de Goleta Valley.

Todos los interesados ciudadanos, residentes y agencias públicos o privados sirviendo a la comunidad de Goleta están invitados a asistir a la audiencia pública.

Reunión FECHA Y HORA: Martes, 17 de septiembre 2019 -
Reunión comienza a las 1:30 PM

UBICACIÓN DE LA Reunión: Cámaras del Concejo Municipal, Ayuntamiento
130 Cremona Drive, Suite B
Goleta, California 93117

PARA MÁS INFORMACIÓN: El informe de calificación para esta reunión será disponible en el sitio web de la Ciudad en www.cityofgoleta.org tres (3) días antes de la fecha de la reunión. Para información en español, por favor llame al (805) 961-7555 y pregunte por Vyto Adomaitis o por correo electrónico a vadomaitis@cityofgoleta.org. Los residentes que desean presentar declaraciones escritas al Concejo Municipal para la consideración en la vista pública pueden entrar en contacto con: Deborah Lopez, Secretario Municipal (City Clerk), 130 Cremona Drive, Suite B, Goleta, CA 93117.

Nota: En cumplimiento con la Ley de Estadounidenses con Discapacidades (ADA), si usted necesita asistencia especial para participar en esta reunión, por favor póngase en contacto con Deborah Lopez, Secretario Municipal, al (805) 961-7500. Notificación al menos 48 horas antes de la reunión permitirá a personal de la Ciudad a tomar las medidas razonables de alojamiento.

Fecha de publicación: 29 de agosto 2019 (Santa Barbara Independent)


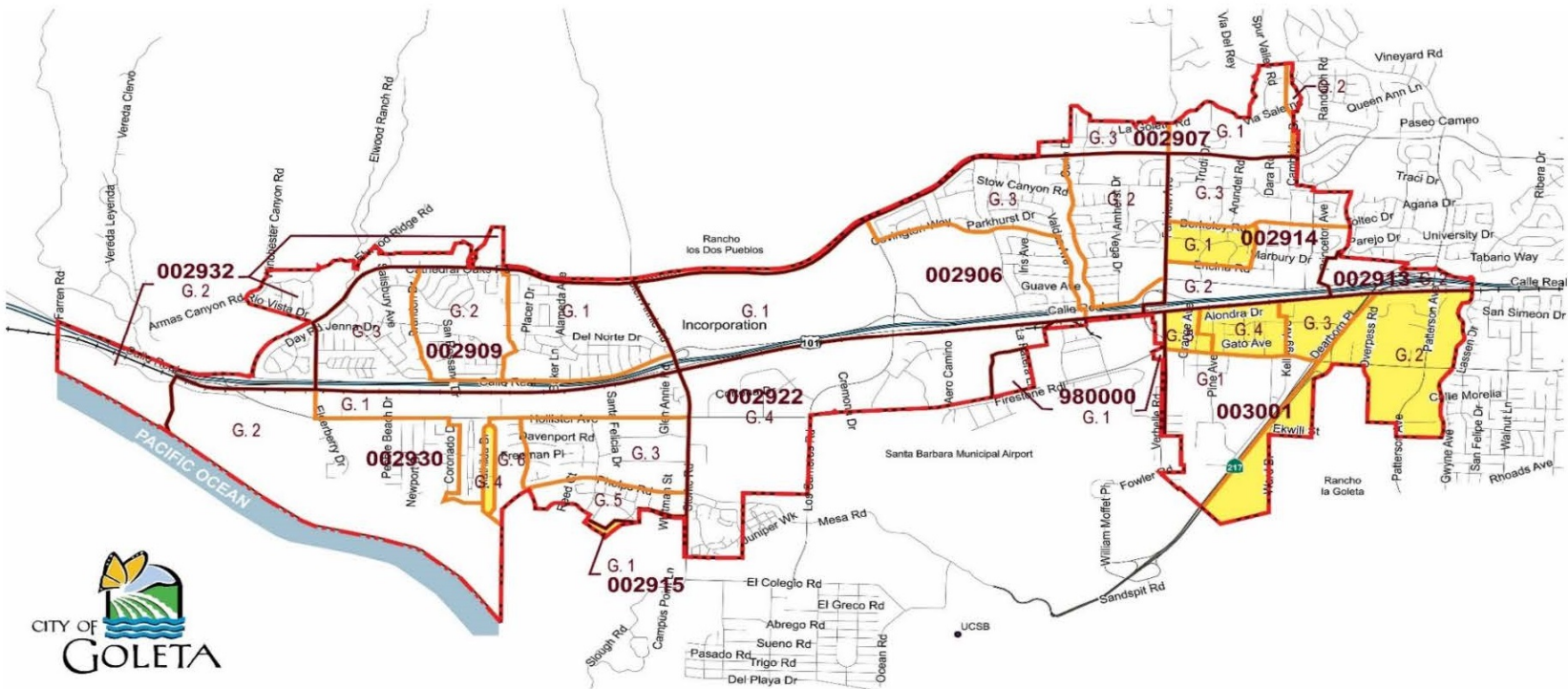
APPENDIX B

Summary of Citizen Participation Comments

The City conducted their required 15 day public review period from September 3, 2019 to September 17, 2019. There were no public comments. This hearing is one of the two public hearings required for the CDBG Program.

APPENDIX C

City of Goleta CDBG Eligible Census Tracts



CDBG - LOW AND MODERATE INCOME AREA MAP
2010 CENSUS AREAS
(As of July 1, 2014)

LEGEND:

- CITY BOUNDARY
- LOW AND MODERATE INCOME BLOCK GROUPS
- CENSUS TRACK
- BLOCK GROUP



APPENDIX D

IDIS Reports

HUD Grants and Program Income Report – PR01

List of Activities by Program Year – PR02

CDBG Activity Summary Report – PR03

Summary of Consolidated Plan Projects – PR06

Program Income Details by Fiscal Year and Program – PR09

CDBG Summary of Accomplishments – PR23

CDBG Financial Summary – PR26