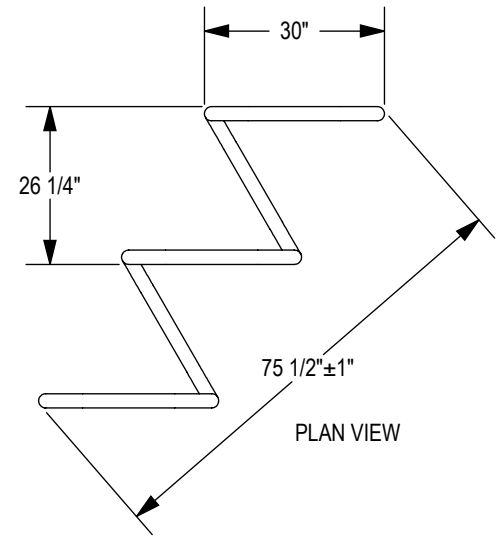
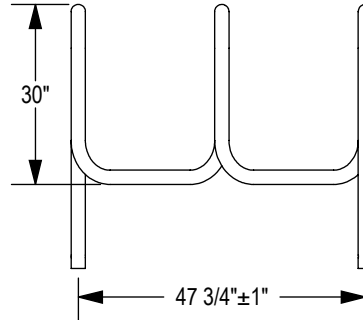
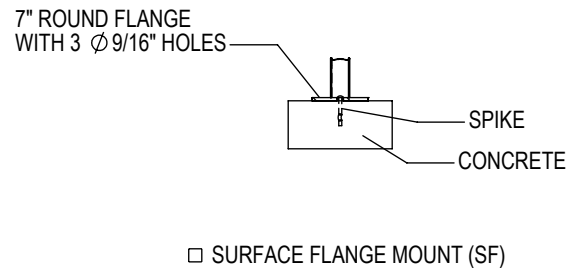
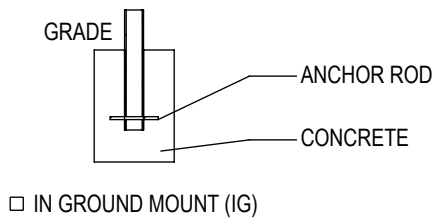


ELEVATION VIEWS
3 HOOP - 6 BIKE



CHECK DESIRED MOUNT

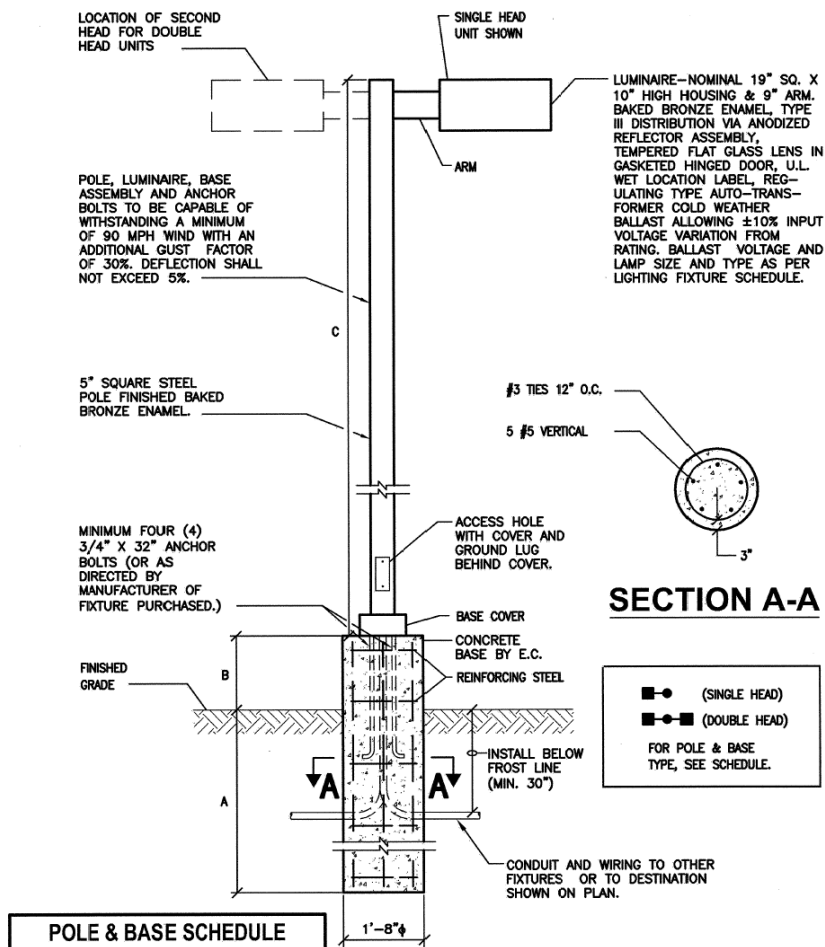


PRODUCT: GNS-6-IG(SF)
DESCRIPTION: GENESIS BIKE RACK
6 BIKE, SURFACE OR IN GROUND MOUNT
DATE: 10-16-18
ENG: SMC

CONFIDENTIAL DRAWING AND INFORMATION IS NOT TO BE COPIED OR DISCLOSED
TO OTHERS WITHOUT THE CONSENT OF GRABER MANUFACTURING, INC.
SPECIFICATIONS ARE SUBJECT TO CHANGE WITHOUT NOTICE.

HOLES FOR GALVANIZING ON CORNERS

- NOTES:
1. INSTALL BIKE RACKS ACCORDING TO MANUFACTURER'S SPECIFICATIONS.
 2. CONSULTANT TO SELECT COLOR (FINISH), SEE MANUFACTURER'S SPECIFICATIONS.
 3. SEE SITE PLAN FOR LOCATION OR CONSULT OWNER.



POLE & BASE SCHEDULE			
POLE DESIGNATION	DIMENSIONS		
	A	B	C
A3	10'-8"	0'-3"	30'-0"
A4	10'-8"	0'-3"	30'-0"
A5	10'-8"	3'-0"	27'-0"


CONCRETE BASE FOR LIGHTING STANDARD TO BE A MINIMUM OF 3'-0" FROM EDGE OF BASE TO THE OUTSIDE OF ANY CURB.

LIGHT STANDARD DETAIL

NOT TO SCALE



GVCH- Hollipat Parking Lot
Existing Light fixture Photographs



GVCH- Hollipat Parking Lot
Existing Light fixture Photographs



GVCH- Hollipat Parking Lot
Existing Light fixture Photographs




GVCH- Hollipat Parking Lot
Existing Light fixture Photographs

FORM TEN

SQUARE FORM AREA LIGHTING



GARDCO
LIGHTING



ORIGINAL


A quarter century ago, Gardco reinvented the theory and practice of outdoor lighting with a luminaire and optical assembly that dramatically improved visibility in the nighttime environment. By day, the Form Ten was the first architecturally significant design available to the lighting plan designer.



OPTICAL SYSTEMS

4-9

Continuously refined since its inception, the Form Ten remains the standard for high-performance outdoor area lighting. Often imitated but never matched, Gardco's six precision-crafted, multi-faceted optical systems minimize light trespass, sharply cut off glare and uniformly illuminate. There is no more versatile, more efficient illumination system available to engineer and architect.



GUIDELINES AND APPLICATIONS

10-13

The pages that follow introduce the fundamentals of visibility and how it is achieved through the application of six unique optical systems. A practical example is provided to demonstrate the remarkable performance of the system, and how optical systems can be interchanged and rotated within the housing styles to meet site geometry and aesthetic.



DURABILITY

14-15

Durability is uncompromised. With rugged construction, extruded aluminum housings and weather-tight sealing, Form Ten design and construction is synonymous with quality.



SPECIFICATIONS

16-27

Complete ordering and specification information is provided. Your professional Gardco lighting representative can assist with further information.

FORM



FUNCTION



PERFORMANCE



OPTICAL SYSTEMS




FOR

TYPE FM

TYPE I

TYPE VS



M IO

TYPE III

TYPE Q

PERFORMANCE

A fundamental difference between competing lighting systems is performance – and performance ultimately affects cost.

That said, it is important to recognize that the patented Form Ten X optical systems make these luminaires the best-performing lighting instruments available.


The benefits of higher performance levels are numerous. In many applications, fewer luminaires are necessary to illuminate a site, compounding savings on fixtures, poles, installation and maintenance.

These more-efficient luminaires typically enable mounting at lower heights, further reducing initial and long-term service costs.

4X Optics

Now Form Ten optical design includes conical tangential optics. The Form Ten X optics are 'oversized' so the lamp lumen output can be directed into measurably wider distributions, enabling wider pole spacings at most mounting heights.





The Conical Fan Reflector

The Form Ten X reflector facets form a fan around the lamp – with each facet positioned to be precisely tangent to the top of the arc tube. This patented design captures and redirects lumens to the critical angles just below cutoff – delivering the footcandle values essential to wider spacings.

Highly Reflective Material

An essential component of the Form Ten X is an anodized aluminum with reflectivity approaching 95%. The mirror-like finish of the faceted optics substantially improves the efficiency of lumens redirected by the reflector.

House Side Shield

The available house side shield is a natural option to eliminate house side illumination where absolute cutoff is desired. The shield arrives factory-installed, captured within the reflector.

Rotatable Optical Systems

Gardco pioneered the concept of rotatable optics – which enable pole orientation and light distribution to be independent of one another. It also enables reorientation of the optical system, should traffic patterns change.

Uniform Distributions

Gardco's long-standing commitment to high-performance lighting is ultimately reflected in the distribution created by the Form Ten X reflector. The 4X distribution provides exceptionally wide and uniform illumination free from hot spots and striations. Maximum-to-minimum ratios are excellent, and there is full cutoff at the required angle for each distribution.

FLEXIBILITY

The Form Ten system is comprised of high-performance optical reflectors – six multi-faceted, multi-layered reflectors which are unequalled in their ability to efficiently shape, direct and distribute lamp output. They provide remarkable flexibility in precisely matching light distribution patterns to specific site geometry and mounting requirements. Because each reflector is fully interchangeable throughout housing shapes and styles, a uniform site aesthetic can be achieved regardless of luminaire mounting height.

Because Gardco optical systems direct a higher percentage of lamp lumens into desired areas, design criteria may be achieved with wider pole spacings. Wider spacings can provide immediate savings in luminaires, poles, trenching and other installation costs, and long-term savings in maintenance and energy consumption.



Type 4X

Type 4X conical fan optics produce an asymmetrical distribution pattern that directs the majority of the light forward and equally on both sides of the luminaire. In a back-to-back configuration, the 4X produces a square symmetrical pattern ideally suited for area lighting.



Applications

- Wide Area Lighting
- Wide Roadway
- Perimeter-Only Lighting
- Low Glare Requirements
- Minimal Mounting Locations

Typical Spacing

Single luminaire:
2 MH forward x 6 MH lateral.

Back-to-back luminaires:
2 MH forward x 6 MH lateral.



Type I

Type I optics produce a long and narrow distribution pattern that disperses light equally on both sides of the luminaire with peak light output falling along the roadway or walkway. This distribution is most useful in illuminating long, narrow areas.



Applications

- Narrow Walkways
- Building Alleyways
- Median-Mounted Divided Highways


Typical Spacing

1 MH forward and behind x
6-7 MH lateral.



Type III

Type III optics produce an asymmetrical distribution pattern that directs the majority of the light forward and equally on both sides of the luminaire. In a back-to-back configuration, the Type III produces a rectangular pattern which can extend pole spacings.



Applications

- Semi-Wide Walkways
- Semi-Wide Roadways
- Area Lighting
- Parking Entries/Exits
- Perimeter Lighting

Typical Spacing

Single luminaire:
5 1/2 MH on center.

Back-to-back luminaires:
4-6 MH on center.



Type Q

Type Q optics produce a symmetrical square distribution pattern that distributes light equally on all sides of the luminaire. The optical system is universal for most area lighting applications.



Applications

- Area Lighting
- Wide Median-Mounted
Divided Highways
- Parking Entries/Exits

Typical Spacing

5 x 5 MH on center.



Type FM

Type FM (IES Type IV) forward throw optics distribute the majority of light in front on the luminaire with full cutoff of the pattern behind the luminaire (House Side). This distribution is useful for areas where illumination is to be precisely confined in one direction.



Applications

- Wall Mount Requirements
- Sports (i.e. Tennis Courts)
- Perimeter Lighting with
Surrounding Residential

Typical Spacing

2 MH forward x 4 MH lateral.



Type VS

The VS optics use a vertically positioned lamp. These Type V cutoff optics produce a square uniform distribution pattern.



Applications

- Wide Area Lighting
- Higher Glare Acceptable
- Stringent Uniformity
Requirements

Typical Spacing

6 x 6 MH on center.

VISIBILITY

Providing for good visibility is more difficult in practice than in theory, as site, aesthetic, economic and maintenance factors are introduced.

Designing for good visibility means ensuring that there is an adequate level of illumination, uniform pavement luminance, and minimal glare.

In addition to good visibility, light trespass should be controlled, the daytime product appearance should be appropriate, and both the initial and life-cycle cost of the design should be considered.



ADEQUATE LIGHTING LEVELS

The first requirement for visibility is ensuring that there is a sufficient quantity of light. It is always important to consider the surrounding environment. A restaurant parking lot on a dark country road will require significantly lower light levels than that same restaurant parking lot in a downtown area adjacent to other brightly lit commercial establishments.

UNIFORM PAVEMENT LUMINANCE

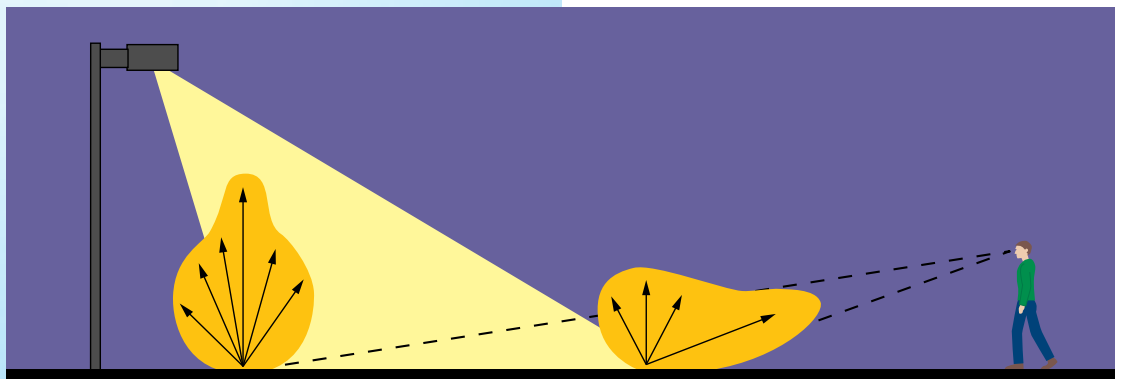
The second component of visibility is uniformity of pavement luminance. When the eye has to continually adjust to lighter and darker areas, vision is significantly impaired. A uniformly lit site appears lighter than a site which may have somewhat higher light levels, but poor uniformity. Although there are practical difficulties associated with specifying luminance values (footlamberts) as opposed to illuminance values (footcandles), it is important to remember that the eye sees luminance and not illuminance. Furthermore, because of the reflected angles of light that the eye sees, frequently areas lit to extremely uniform illuminance values (5:1 or below maximum-to-minimum footcandles) may appear non-uniform.



GLARE CONTROL

The factor most destructive to lighting performance is glare. Simply stated, glare is bright direct light from an unshielded source. At night, the human eye is drawn to the most luminous element in its field of vision. Uncontrolled, glare is distracting, causes discomfort to the viewer, and adversely affects visibility. Glare entering the eyes causes a veiling luminance and impairs one's ability to identify objects in the site. Two forms of glare are recognized. The most obvious form, discomfort glare, causes us to avert our eyes from its source. The effects of discomfort glare are mainly psychological (i.e. increasing irritation and tiredness). The second type of glare, disability glare, results in reduced visual performance and visibility. Both types of glare are potentially dangerous and influence traffic safety.

It is because of this phenomenon that Gardco Lighting recommends designing to footcandle levels of 10:1 to 15:1 maximum-to-minimum, which will result in a site that appears uniformly lit.

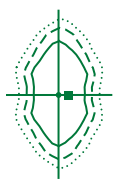


Because the eye sees reflected light, sites lit to extremely uniform levels appear dark directly under luminaires.

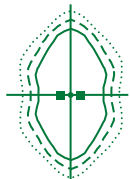
APPLICATION



TYPE I
Standard



TYPE I
Back-to-Back



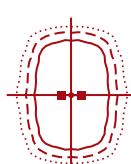
TYPE I
Rotated Optics



TYPE III
Standard



TYPE III
Back-to-Back



TYPE III
Rotated Optics



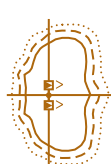
TYPE III
Wall Mount

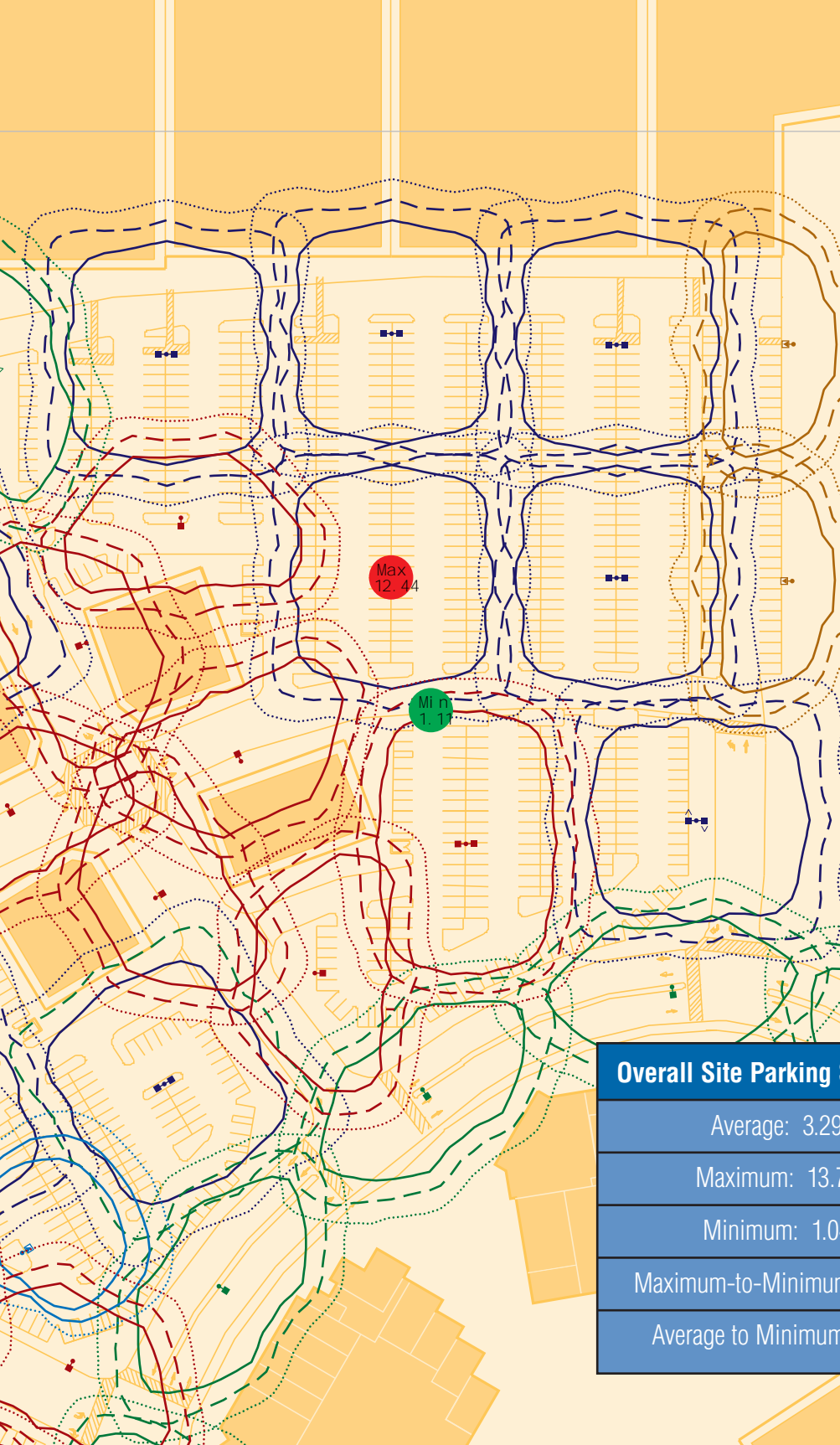


TYPE III with HS
Option Standard



TYPE III with HS Option
Rotated Optics





Overall Site Parking Statistics
Average: 3.29
Maximum: 13.71
Minimum: 1.04
Maximum-to-Minimum: 13.18
Average to Minimum: 3.16

Careful attention to four basic design considerations will inevitably lead to superior visibility and the best value.

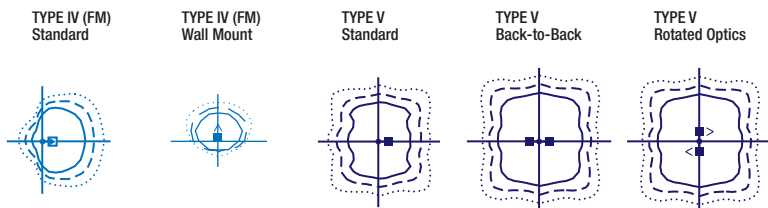
Minimum footcandle levels must be established, preferably a maintained level using a depreciation factor that ensures illumination levels are sustained over time.

Mounting heights are of fundamental importance and have a direct influence on the number and location of luminaires, wattages of lamps, and initial and life-cycle costs. Mounting height may be restricted by local ordinance, accessibility and capability of service equipment, and the spatial relationship between the luminaires and landscape.

Type and wattage of lamp includes an analysis of the color, cost, life and performance characteristics of various HID sources. Gardco recommends the choice of clear lamps to optimize the performance of the Form Ten optical systems.

Maximum-to-minimum footcandle ratios of between 10:1 and 15:1 ensure that pavement luminance appears uniform. When mounting heights, lamp types and optical systems are selected and placed as shown at left, light levels and uniformity criteria can be verified.

A footcandle printout verifies that the objectives of the lighting plan are accomplished... a one footcandle minimum maintained, with a maximum-to-minimum ratio no greater than 15:1.



FEATURES




The Form Ten is the product of nearly forty years of thoughtful engineering, craftsmanship and continuous quality improvement. It is ideally conceived and adapted to its purpose and environment. In terms of quality, value and return on investment, it remains the specification that has no equal.

The integrity of Form Ten appearance and performance owes to a design and construction philosophy without compromise. The weather-tight luminaire housing is sealed at all points of material transition with pressure-injected silicone, and the door frame seals to the luminaire with hollow-core, memory-retentive silicone. Arm assemblies are designed with a double-nut-through-bolt that effectively makes it impossible to misalign luminaire and pole. The pre-wired electrical harnesses is triple-checked prior to shipment. In short, for the architect, contractor and owner, the benefits are immediate, long-term and quite obvious.



At every point of entry the luminaire is sealed against the penetration of moisture, dirt and insects with pressure-injected silicone and memory-retentive silicone gaskets. Not only does the sealed optical chamber preserve the illuminating characteristics of the mirrored, faceted reflector, but it also contributes to longer ballast and electrical component life — a measurable contribution to long-term value.



The double-nut-through-bolt makes it impossible to misalign the luminaire and pole. Note the integrity of the internal construction and aluminum extrusions, which provide remarkable strength-to-weight ratios.

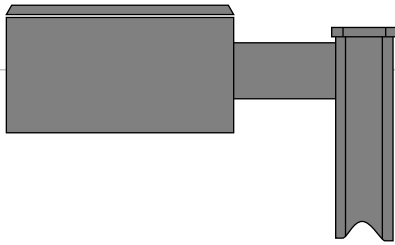
Gardco pioneered the concept of toolless access for ease of installation and service. Each successive assembly swings conveniently away to reveal underlying components. The door is secured with spring-loaded hardware for quick relamping. The optical system includes quick-disconnect electrical components, and hinges down to access the unitized ballast tray. The entire system is factory pre-wired and pre-tested prior to shipment.











EH/H ARM MOUNT FORM TEN

GENERAL DESCRIPTION: The Gardco arm-mounted Square Form Ten products are cutoff luminaires using high-intensity discharge lamps up to 1000 watts. The EH units are manufactured from mitered extruded aluminum and finished in an Architectural Class 1 anodizing. The H and HT style luminaires are die formed aluminum with a thermoset polyester finish. Both products can accept one of six (6) interchangeable and rotatable precision-segmented optical systems.

ORDERING

example	PREFIX	SIZE	CONFIGURATION	PHOTOMETRIC DISTRIBUTION	WATTAGE	VOLTAGE	FINISH	OPTIONS
	EH	19	2	3	400MH	120	BRA	MF
EH	Extruded	14"	1	Single Assembly	See Table Below	120	EH and H26	F
H	Fabricated	14"	2	Twin @ 180°		208	BLA	LF
EH	Extruded	19"	2@90	Twin @ 90°		240	BRA	PC
H	Fabricated	19"	3	Triple @ 90°		277	NA	PCR
HT	Fabricated	19"	3@120	Triple @ 120°		347	OC	POLY
H	Fabricated	26"	4	Quad Assembly		480	SC	HS
				VS		QUAD	H/HT Style	QS
						120/208/240/277	BRP	QST
						Factory tied to 277V	BLP	XF
							OC	CD
							SC	
					OPTIONS			
					F Fusing (In head.)			
					LF In-Line/In-Pole Fusing			
					PC Photocontrol and Receptacle (N/A with 480V.)			
					PCR Photocontrol Receptacle only			
					POLY Polycarbonate Sag Lens (In lieu of flat glass. N/A with 4X optics. 450w maximum.)			
					HS Internal Houseside Shield (Supplied standard with FM optics.)			
					QS Quartz Standby			
					QST Quartz Standby – Timed Delay			
					XF Extended Flat Glass Lens (Flat glass lens with extended drop. Allows for the use of a larger lamp and still meet IES Full cutoff classification. T19 supplied standard with horizontal lamp optics above 400w.)			
					SG Sag Glass Lens (In lieu of flat glass. Supplied standard with 26" VS.)			
					CD Clear Drop Diffuser (EH Style only.)			
					MF Mass Arm Fitter			
					MU 10° Uptilt Bracket			
					UB Quick Disconnect for Ballast Tray			
					AP Adjustable Knuckle – Pole Mount (Only available with 1 way and 2 @ 180° mounting.)			
					AT Adjustable Knuckle – Tenon Mount (Fits 2 3/8 tenon. N/A with 14" units.)			
					PTF2 Pole Top Fitter - 2 3/8" - 3" Dia. Tenon			
					PTF3 Pole Top Fitter - 3" - 3 1/2" Dia. Tenon			
					PTF4 Pole Top Fitter - 3 1/2" - 4" Dia. Tenon			

Notes

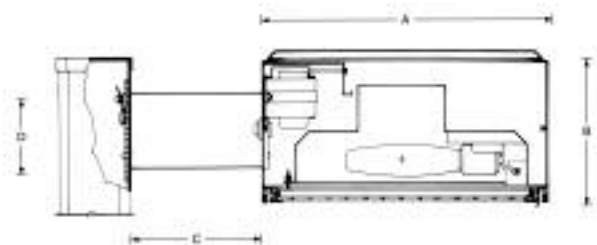
1. 19" and T19" luminaires, 400w and below are supplied with flat glass lens standard. For wattages above 400w, "XF" flat lens is supplied standard.
2. MH/PSMH 400w Type 4X luminaires require the E28/BT28 reduced jacket lamp.
3. Medium base lamp.
4. Available with vertical lamp optics only.
5. Operates 55V lamp.
6. M149 only. Horizontal optics require MS750/PS/BU/HOR/BT37 lamp.
7. Requires E28/BT28 lamp.
8. Available with horizontal lamp optics only.

MH Metal Halide
PSMH Pulse Start Metal Halide
HPS High Pressure Sodium

Prior to ordering, consult submittal data sheet on silelighting.com for most current information. Gardco Lighting reserves the right to change materials or modify the design of its product without notification as part of the company's continuing product improvement program.

DIMENSIONS

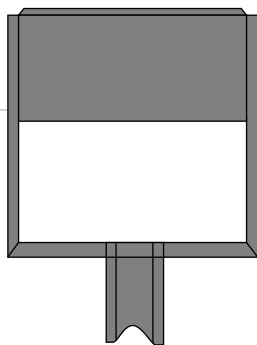
EH Style	Size	A	B*	C	D	EPA's Single Arm	Twin 180°	Quad	Approx. Wt. Single Fixture
	14"	14"	7"	6"	5"	1.1	2.3	2.9	30 lbs
		35.56cm	17.78cm	15.24cm	12.70cm	.10 m²	.21 m²	.27 m²	24.9 kgs
	19"	19"	10"	9"	5"	2.1	4.0	5.5	55 lbs
		48.26cm	25.40cm	22.86cm	12.70cm	.20 m²	.37 m²	.51 m²	26.9 kgs
H Style	Size	A	B*	C	D	EPA's Single Arm	Twin 180°	Quad	Approx. Wt. Single Fixture
	14"	14"	7"	2"	5"	1.1	2.3	2.9	30 lbs
		35.56cm	17.78cm	5.08cm	12.70cm	.10 m²	.21 m²	.27 m²	13.6 kgs
	19"	19"	10"	2"	5"	2.1	4.0	5.5	55 lbs
		48.26cm	25.40cm	5.08cm	12.70cm	.20 m²	.37 m²	.51 m²	24.9 kgs
	26"	26"	12"	8"		3.5	7.0	8.9	95 lbs
		66.04cm	30.48cm	20.32cm		.33 m²	.65 m²	.83 m²	43.1 kgs



Note: T19 housing B dimension is 12", EPA's are 2.2, 4.3 and 6.4, and weight is 65 lbs.

*VS units with sag lens have overall heights of 8 3/4" (EH/H-14), 13 3/8" (EH/H-19) and 21" (H-26). 14-way units have arm lengths of 6" (H-14) and 9" (H-19).
Note: C = Arm Length D = Arm Height





JEH/JH YOKE MOUNT FORM TEN

GENERAL DESCRIPTION: The Gardco post-top yoke-mounted Form Ten products are sharp cutoff luminaires for high-intensity discharge lamps up to 1000 watts. JEH units are manufactured from mitered extruded aluminum and finished in an Architectural Class 1 anodizing. The JH luminaires are die formed aluminum with a thermoset polyester finish. Both products feature a choice of six (6) interchangeable and rotatable precision-segmented optical systems.

ORDERING

example	PREFIX	SIZE	CONFIGURATION	PHOTOMETRIC DISTRIBUTION	WATTAGE	VOLTAGE	FINISH	OPTIONS
	JEH	19	1	3	400MH	120	BRA	MF
JEH	Extruded	14"	1 Single Assembly	Horizontal Lamp	See Table Below	120	EH and H26	F
JH	Fabricated	14"		1 Type I		208	BLA	LF
JEH	Extruded	19"		3 Type III		240	BRA	PC
JH	Fabricated	19"		4X ^{1,2} Type IV (19" only)		277	NA	PCR
JH	Fabricated	26"		FM Type IV		347	OC	POLY
				Q Type V		480	SC	XF
				Vertical Lamp		QUAD	H/HT Style	SG
				VS Type V		120/208/240/277	BRP	QS
				In 400w and below, luminaires are supplied with an acrylic sag lens. A glass sag lens is supplied with luminaires above 400w and with 26" luminaires. Medium base, 200w max on 14" units.		factory tied to 277V	BLP	QST
							OC	CD
							SC	UB
								HS

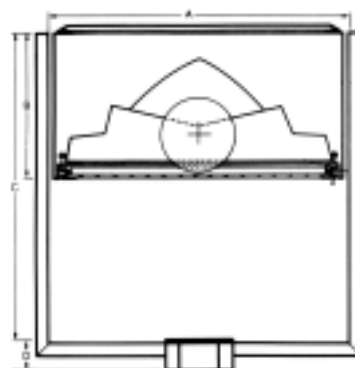
WATTAGE			FINISH		OPTIONS	
14"	19"	26"	JEH and JH26			
100MH ³	250MH	1000MH	BLA	Black Anodized	F	Fusing (In head.)
150MH ³	400MH	750PSMH ⁵	BRA	Bronze Anodized	LF	In-Line/In-Pole Fusing
175MH	250PSMH	1000PSMH ⁵	NA	Natural Aluminum Anodized	PC	Photocontrol and Receptacle (N/A with 480V.)
200MH	320PSMH ⁷	750HPS	OC	Optional Color Paint	PCR	Photocontrol Receptacle only
250MH ⁶	350PSMH ⁷	1000HPS		Specify RAL designation. Ex: OC-RAL7024.	POLY	Polycarbonate Sag Lens (In lieu of flat glass. N/A with 4X optics. 450W maximum.)
175PSMH ⁴	400PSMH		SC	Special Color Paint	XF	Extended Flat Glass Lens (Flat glass lens with extended drop. Allows for the use of a larger lamp and still meet IES Full cutoff classification.)
100HPS	450PSMH ⁴			Specify. Must supply color chip.	QS	Quartz Standby
150HPS ⁴	250HPS		JH Style		QST	Quartz Standby – Timed Delay
	400HPS		BRP	Bronze Paint	SG	Sag Glass Lens (In lieu of flat glass. Supplied standard with 26" VS.)
			BLP	Black Paint	CD	Clear Drop Diffuser (JEH Style only.)
			OC	Optional Color Paint	UB	Quick Disconnect for Ballast Tray
				Specify RAL designation. Ex: OC-RAL7024.	HS	Internal Houseside Shield (Supplied standard with FM optics.)
			SC	Special Color Paint		
				Specify. Must supply color chip.		

Notes	
1.	19", 400w and below are supplied with flat glass lens standard. For wattages above 400w, "XF" flat lens is supplied standard.
2.	MH/PSMH 400w Type 4X luminaires require the E28/BT28 reduced jacket lamp.
3.	Medium base lamp.
4.	Available with vertical lamp optics only.
5.	M149 only. Horizontal optics require MS750/PS/BU/HOR/BT37 lamp.
6.	Horizontal optics only.
7.	Requires E28/BT28 lamp.

Prior to ordering, consult submittal data sheet on sitelighting.com for most current information. Gardco Lighting reserves the right to change materials or modify the design of its product without notification as part of the company's continuing product improvement program.

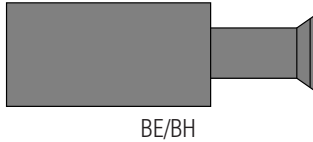
DIMENSIONS

JH/JEH Style	Size	A	B	C	D	EPA (ft ²)
	14	14"	7"	17"	1.5"	1.4
		35.56cm	17.78cm	43.18cm	3.81cm	.13 m ²
	19	19"	10"	23"	1.5"	2.5
		48.26cm	25.40cm	58.42cm	3.81cm	.23 m ²
	26	26"	12"	25"	1.5"	2.8
		66.04cm	30.48cm	68.58cm	3.81cm	.26 m ²





BE/WE/BH/WH WALL MOUNT FORM TEN



BE/BH



WE/WH

GENERAL DESCRIPTION: The Gardco wall-mounted Square Form Ten products are sharp cutoff luminaires for high-intensity discharge lamps up to 875 watts. BE and WE units are manufactured from mitered extruded aluminum and finished in an Architectural Class 1 anodizing. The BH and WH luminaires are die formed aluminum with a thermoset polyester finish. Both products can accept one of four (4) interchangeable and rotatable precision-segmented optical systems.

ORDERING

	MOUNTING	HOUSING	SIZE	CONFIGURATION	PHOTOMETRIC DISTRIBUTION	WATTAGE	VOLTAGE	FINISH	OPTIONS
example	B	E	19	1	FM	400MH	120	BRA	PCR
	B Arm Mount	E Extruded	14"	1 Single Assembly	Horizontal Lamp	See Table Below	120	BE and WE	F
	W No Arm	H Fabricated	14"		1 Type I		208	BLA	PC
		H Fabricated	19"		3 Type III		240	BRA	PCR
		H Fabricated	19"		4X^{1,2} Type IV (19"/T19"only)		277	NA	POLY
		HT Fabricated	19"		FM Type IV		347	OC	XF
							480	SC	SG
							QUAD	BH/BHT and WH/WHT	HS
							120/208/240/277	BRP	QS
							Factory tied to 277V	BLP	QST
								OC	CD
								SC	UB

WATTAGE

14"	19"	T19"	
100MH ³	250MH	750PSMH ⁶	
150MH ³	400MH	875PSMH	
175MH	250PSMH	750HPS	MH Metal Halide
200MH	320PSMH ⁵		PSMH Pulse Start Metal Halide
250MH	350PSMH ⁵		HPS High Pressure Sodium
100HPS	400PSMH		
150HPS ⁴	250HPS		
	400HPS		

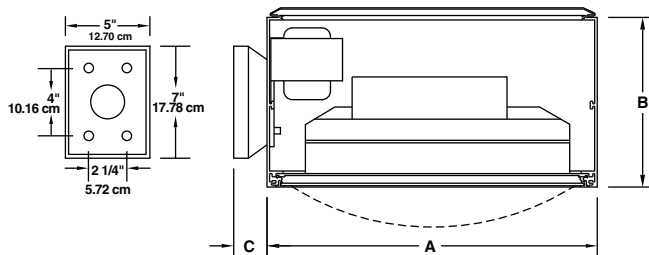
Notes

- 19" and T19" luminaires, 400w and below are supplied with flat glass lens standard. For wattages above 400w, "XF" flat lens is supplied standard.
- MH/PSMH 400w Type 4X luminaires require the E28/BT28 reduced jacket lamp.
- Medium base lamp.
- Operates 55V lamp.
- Requires E28/BT28 lamp.
- M149 only. Horizontal optics require MS750/PS/BU/HOR/BT37 lamp.

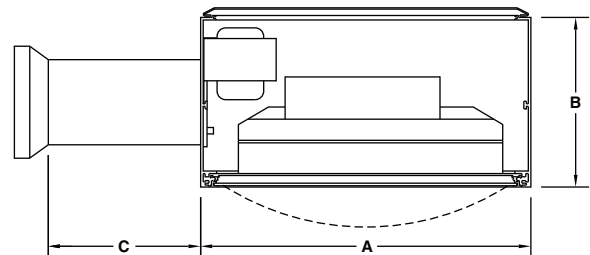
Prior to ordering, consult submittal data sheet on sitelighting.com for most current information. Gardco Lighting reserves the right to change materials or modify the design of its product without notification as part of the company's continuing product improvement program.

FINISH	OPTIONS
BE and WE	F Fusing (In head.)
BLA Black Anodized	PC Photocontrol and Receptacle (N/A with 480V.)
BRA Bronze Anodized	PCR Photocontrol Receptacle only
NA Natural Aluminum Anodized	POLY Polycarbonate Sag Lens (In lieu of flat glass. N/A with 4X optics. 450W maximum.)
OC Optional Color Paint	XF Extended Flat Glass Lens (Flat glass lens with extended drop. Allows for the use of a larger lamp and still meet IES Full cutoff classification. T19 supplied standard with horizontal lamp optics above 400w.)
Specify RAL designation. Ex: OC-RAL7024.	SG Sag Glass Lens (In lieu of flat glass. Supplied standard with 26" VS.)
SC Special Color Paint	HS Internal Houseside Shield (Supplied standard with FM optics.)
Specify. Must supply color chip.	QS Quartz Standby
BH/BHT and WH/WHT	QST Quartz Standby – Timed Delay
BRP Bronze Paint	CD Clear Drop Diffuser (EH Style only.)
BLP Black Paint	UB Quick Disconnect for Ballast Tray
OC Optional Color Paint	
Specify RAL designation. Ex: OC-RAL7024.	
SC Special Color Paint	
Specify. Must supply color chip.	

DIMENSIONS

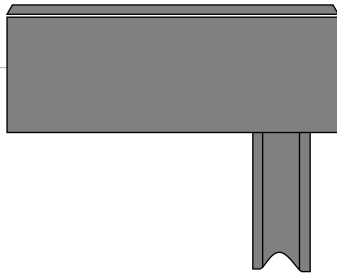


WE/WH/WHT	Size	Width	B	C	D
	14	14"	7"	6"	2"
		35.56cm	17.78cm	15.24cm	5.08cm
	19	19"	10"	9"	2"
		48.26cm	25.40cm	22.86cm	5.08cm
	T19	19"	12"	9"	2"
		48.26cm	30.48cm	22.86cm	5.08cm



BE/BH/BHT	Size	Width	B	C
	14	14"	7"	2"
		35.56cm	17.78cm	5.08cm
	19	19"	10"	2"
		48.26cm	25.40cm	5.08cm
	T19	19"	12"	2"
		48.26cm	30.48cm	5.08cm





A STYLE FORM TEN

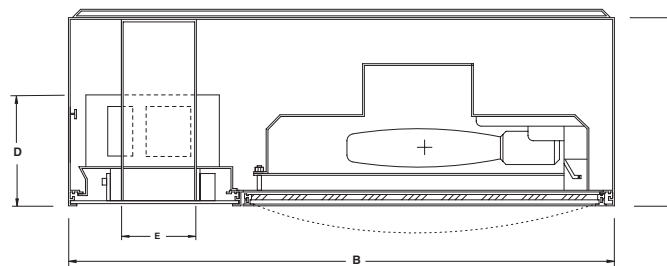
GENERAL DESCRIPTION: The Gardco A Style Form Ten products are rectilinear sharp cutoff luminaires for high-intensity discharge lamps up to 1000 watts. Housings are manufactured from mitered extruded aluminum and finished in an Architectural Class 1 anodizing. The A Style luminaires feature a choice of six (6) interchangeable and rotatable precision-segmented optical systems.

ORDERING

	PREFIX	SIZE	CONFIGURATION	PHOTOMETRIC DISTRIBUTION	WATTAGE	VOLTAGE	FINISH	OPTIONS
example	A	19	2	FM	400MH	120	BRA	HF
	A	14" Extruded 19" Extruded 26" Fabricated	1 Single Assembly 2 Twin @ 180° 3 Triple @ 90° 4 Quad Assembly	<u>Horizontal Lamp</u> 1 Type I 3 Type III 4X^{1,2} Type IV (19" only) FM Type IV Q Type V <u>Vertical Lamp</u> VS Type V <i>In 400w and below, luminaires are supplied with an acrylic sag lens. A glass sag lens is supplied with luminaires above 400w and with 26" luminaires. Medium base, 175w max on 14" units.</i>	See Table Below	120 208 240 277 347 480 QUAD <i>120/208/240/277 Factory tied to 277V</i>	BLA BRA NA OC SC	F LF PC PCR POLY HS XF SG QS QST
WATTAGE								
14"	19"	26"						
100MH ³	250MH	1000MH						
150MH ³	400MH							
175MH	250PSMH	750PSMH ⁷						
250MH4	320PSMH ⁹	1000PSMH ⁸						
175PSMH ⁵	350PSMH ⁹	750HPS						
100HPS	400PSMH	1000HPS						
150HPS ⁶	450PSMH ⁵							
	750PSMH ⁷							
	250HPS							
	400HPS							
	750HPS							
Notes								
1. 19" luminaires, 400w and below is supplied with flat glass lens standard. For wattages above 400w, "XF" flat lens is supplied standard.								
2. MH/PSMH 400w Type 4X luminaires requires the E28/BT28 reduced jacket lamp.								
3. Medium base lamp.								
4. 14" 250MH luminaires available in single and twin configurations only. Horizontal optics only.								
5. Available with vertical lamp optics only.								
6. Operates 55V lamp.								
7. M149 only. Horizontal optics require MS750/PS/BU/HOR/BT37 lamp.								
8. Horizontal optics require M1000/PS/U/BT37 Lamp								
9. Requires E28/BT28 lamp.								
				MH Metal Halide PSMH Pulse Start Metal Halide HPS High Pressure Sodium				
							FINISH	OPTIONS
							BLA Black Anodized BRA Bronze Anodized NA Natural Aluminum Anodized OC Optional Color Paint Specify RAL designation. Ex: OC-RAL7024. SC Special Color Paint Specify. Must supply color chip. _____	F Fusing (In head.) LF In-Line/In-Pole Fusing PC Photocontrol and Receptacle (N/A with 480V.) PCR Photocontrol Receptacle only POLY Polycarbonate Sag Lens (In lieu of flat glass. N/A with 4X optics.) HS Internal Houseside Shield (Supplied standard with FM optics.) XF Extended Flat Glass Lens (Flat glass lens with extended drop. Allows for the use of a larger lamp and still meet IES Full cutoff classification.) SG Sag Glass Lens (In lieu of flat glass. Supplied standard with 26" VS.) QS Quartz Standby QST Quartz Standby – Timed Delay

Prior to ordering, consult submittal data sheet on sitelighting.com for most current information. Gardco Lighting reserves the right to change materials or modify the design of its product without notification as part of the company's continuing product improvement program.

DIMENSIONS



Size	Width	Tenon		Depth	Dia.	EPA's			Weight		
		B	C			Single	Twin	Quad	Single	Twin	Quad
14	14"	21"	7"	4"	2.375	1.3 ft ²	2.7 ft ²	2.7 ft ²	34 lbs	62 lbs	122 lbs
	35.56cm	53.34cm	17.78cm	10.16cm	6.05cm	.12 m ²	.25 m ²	.25 m ²	15.42 kg	28.12 kg	55.34 kg
19	19"	29"	10"	6"	4"	2.5 ft ²	5.1 ft ²	5.1 ft ²	71 lbs	126 lbs	226 lbs
	48.26cm	73.66cm	25.40cm	15.24cm	10.16cm	.23 m ²	.47 m ²	.47 m ²	32.21 kg	57.15kg	102.51 kg
26	26"	39"	10"	6"	4"	3.4 ft ²	6.8 ft ²	6.8 ft ²	113 lbs	214 lbs	385lbs
	66.04cm	99.06cm	25.40cm	15.24cm	10.16cm	.32 m ²	.63 m ²	.63 m ²	51.26 kg	97.07 kg	174.63 kg

SPECIFICATIONS

Housing

Extruded housings (*A, EH, JEH, WE, and BE*) feature four (4) precisely mitered and welded 0.130" (.33cm) aluminum side sections. Fabricated housings (*H, HT, JH, WH, BH*) are single-piece, multi-formed 0.06" (.15cm) aluminum sheet with an integral reinforcing spline. All units feature a press-formed aluminum top, which is welded to the housing sides. After finishing, pressure-injected silicone is applied to all miters and points of material transition, providing a continuous weather-tight seal. Luminaires are pre-wired and suitable for installation without accessing housing.

Arm

(*EH, H, BE, BH*) Extruded aluminum arm features integral channel to support tie rods maintaining housing-to-pole (or wall bracket) alignment.

Yoke

(*JEH, JH*) The co-axial fitter-yoke assembly is fabricated from extruded rectangular aluminum tubing with welded mitered corners. The yoke-to-pole fitter is designed and manufactured specifically for the pole, ensuring that transitions are clean and continuous.

Wall Bracket


Hooking die cast aluminum wall bracket conceals 10-gauge mounting plate.

Lens

Mitered, extruded anodized aluminum door frame retains the optically clear, heat- and impact-resistant tempered flat glass (unless otherwise specified) in a sealed manner using hollow-section, high-compliance, memory-retentive extruded silicone rubber. Concealed stainless steel latch and hinge permit easy toolless access to the luminaire.

Optical Systems

The segmented Form Ten optical system is homogenous sheet aluminum, electro-chemically brightened, anodized and sealed. The segmented reflectors are set in faceted arc tube image duplicator patterns to achieve desired distribution.



At the heart of the Gardco optical system, two levels of mirror-polished facets are precisely aligned with the arc tube of an HID lamp so as to present it with optimal reflective surfaces. The configured, hammertone upright recovery box directs lumens out and away from below the luminaire, eliminating hotspots. Precise lamp positioning ensures full cutoff of light, minimizing glare and controlling light trespass. No optical system can consistently match the predictable, exacting performance of this faceted, full cutoff Form Ten.

The mogul base lampholder is glazed porcelain with a nickel-plated screw shell. 50MH, 70MH, and 100MH units have medium base lampholder. Metal halide units with horizontally positioned mogul base sockets feature lamp stabilizers ensuring precise arc tube positioning.

Electrical

Each high power factor ballast is the separate component type, capable of providing reliable lamp starting down to -20°F/-29°C. High Pressure Sodium ballasts operate lamps within ANSI trapezoidal limits. Metal Halide and

Mercury Vapor ballasts are medium regulation auto transformer providing $\pm 10\%$ variation from rated input voltage.

Component-to-component wiring within the luminaires will carry no more than 80% of rated current and is listed by UL for use at 600 VAC at 301°F/150°C or higher.

Finish

Painted units feature hardcoat fade-resistant thermal cured polyester finish. Extruded units (*A, EH, JEH, WE and BE*) are available with Aluminum Association Architectural Class I Anodizing.

Labels

All Fixtures bear UL and/or CUL (where applicable) Wet Location labels.

Gardco reserves the right to change materials or modify the design of its product without notification as part of the company's continuing product improvement program. Gardco's segmented reflector optical system has been awarded U.S. Patent #3746854. The Gardco Form Ten X optical system has been awarded U.S. Patent #5690422.




Optional clear drop acrylic diffuser provides a decorative accent to luminaires. Memory-retentive silicone gasket won't take a set which can result in gaps after relamping. Flat surfaces, sharp corners and precise geometric proportions characterize the pure architectural forms of the Square Form Ten product line.

Gullwing



Fascia Plates



Floodlight



100 Line Sconces



1611 Clovis Barker Road
San Marcos, TX 78666
512/753-1000
800/227-0758
Fax: 512/753-7855
www.sitelighting.com



© Gardco Copyright 2007
Genlyte Group
All Rights Reserved.
International Copyright Secured.
79103-1/0707